

Nutrition and  
personal care

venair

Flexible silicone hoses for the food and cosmetic industries



Fluid solutions. Solid performance.

● ABOUT US

At **Venair**, we design and create fluid transfer solutions that help top leading companies run all their operations with precision and reliability.

Today, we present more than 35 years of experience manufacturing custom high-quality product and delivering direct assistance to the most demanding industries across the world.

Together, we will achieve the maximum operability for your critical applications.



Sistema de  
Gestión  
ISO 9001:2015  
ISO 14001:2015

www.tuv.com  
ID 0910078058



HEADQUARTERS (SPAIN)

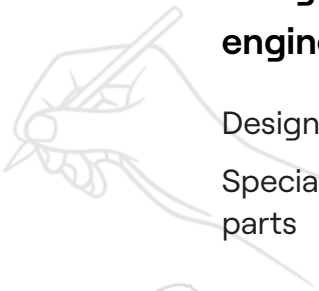
# +35 years of meaningful innovation

We're involved in each part of the creation, design and engineering of the solution.




## Material research and product development

Research of new materials  
Development of new products or improvement of existing ones



## Design and engineering support

Design advice  
Specialized in the design of customized parts



## Quality assurance

Tailor-made testing for each application  
Product certifications required for each market or customer



## Custom manufacturing

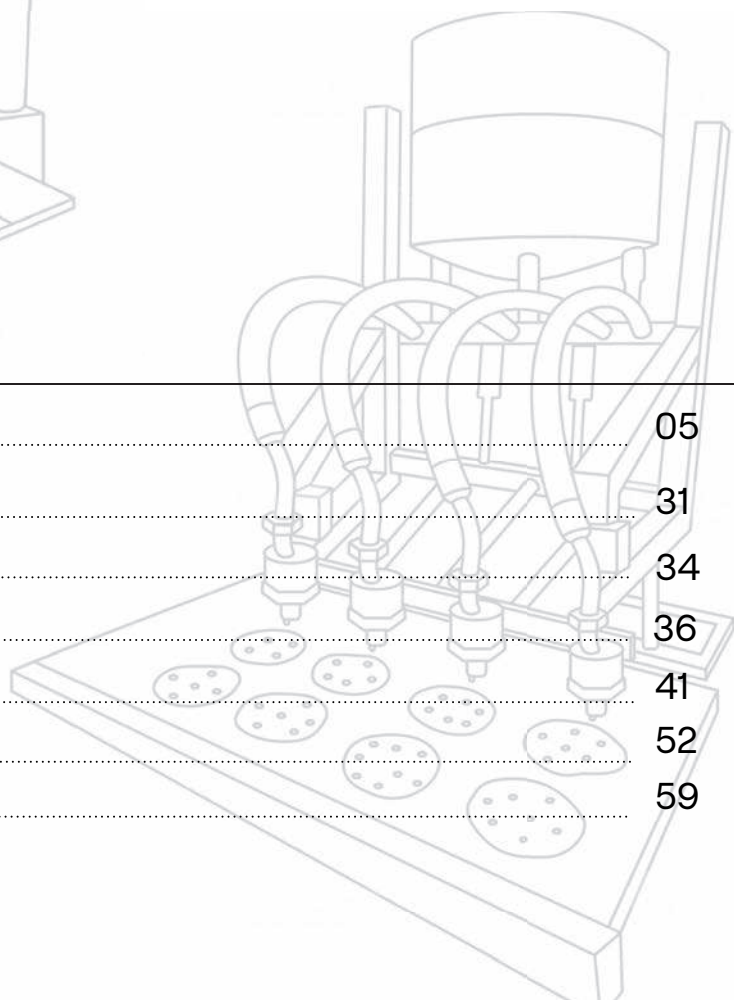
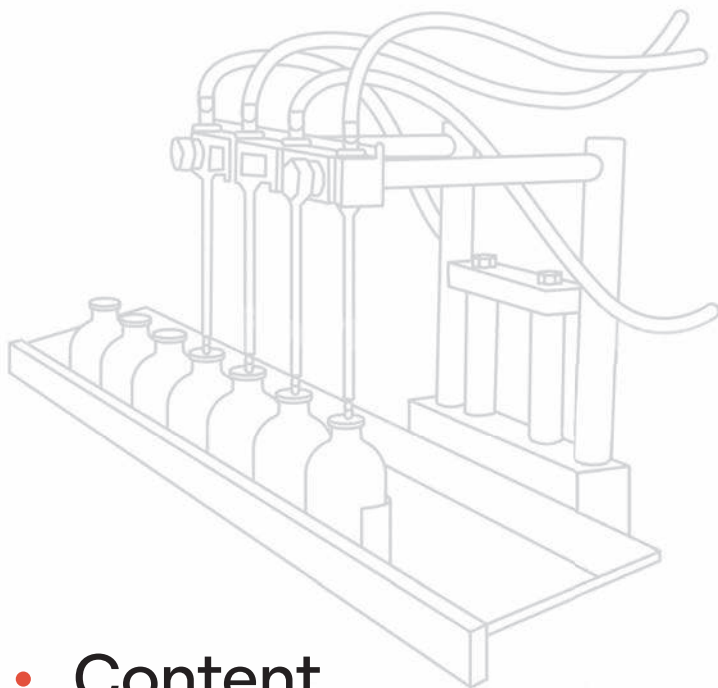
Custom pieces  
Process automation for series production



# Nutrition and Personal care

We have years of experience in the manufacture of hoses for the nutrition and cosmetic sectors. Our hoses have chemical stability, great durability, for all types of temperatures and we provide hoses for all types of chemical products.

Whatever the nature of the fluid you convey, its temperature, concentration, working pressure or even the type of cleaning cycles used in your process, Venair emerges as the specialist in the transfer of liquid, pasty products or even solids offering a wide range of flexible solutions and customized pieces in silicone and other materials.



## • Content

---

1.	Products .....	05
2.	Sterilization & Cleaning .....	31
3.	Traceability solutions .....	34
4.	Stainless Steel Connections .....	36
5.	Specification Charts .....	41
6.	Chemical Compatibility .....	52
7.	Venair in the world .....	59

# 1. Products

## Liquid transfer

Product	Customization			
SIL630	PL			07
SIL640				08
SIL650V	PL	LASTIC	-X	09
SIL655	PL			10
TECHNOSIL	DB			11
BIO FLOW MULTIPURPOSE				12
ASEPTISIL				13
ADAPTSIL				14
VENA VIEW				15
VENA FOOD				16
VENA PROCESS				17

## Chemicals & Fats

Product	Customization			
FLEXIP	-X			18
FLEXPURE	-X			19
VENAFLON HF	-X	HR	FULL X	20
VITOSIL				21

## Solid products processing

Product	Customization			
PUR VAC FDA	-X			22
PUR S-100	S-200	-X		23
ABRASIL	-X	CLEAR		24
SILICONE SLEEVE				25
PHARMALoader				26

## Thermal management solutions

Product	Customization			
HEATED HOSE				27
COOLING HOSE				28
TELCRA				29
STEAMFLOW				30

# Validation Package

All Venair's pharma silicone range of products is made with a fully validated silicone. From the simplest pharma application to the most technical bioprocess, Venair provides its products with the same and completely validated silicone, avoiding any cross contamination.


Under request, we can deliver our extensive leachables and extractables study.


## Advantages:


- Animal derived component free (ADCF).
- Platinum cured and post cured to reduce extractables levels.
- Gamma stable and autoclavable.
- Low water absorption and low gas permeability rating.
- Minimal extractables help maintain fluid integrity.
- Documented biocompatibility for sensitive applications.


All our silicone products comply with the following regulations:

REFERENCE	TITLE
(EU) No 10/2011 (EU) No 1935/2004	Plastic materials and articles intended to come into contact with food. Simulant B (3% Acetic acid aqueous solution) and Simulant D1 (50% ethanol)
FDA 21 CFR 177.2600	Rubber articles intended for repeated use, FDA ITEM 177.2600 (e)
BfR recommendation XV	Recommendations on the health assessment of plastics and other high polymers
United States Pharmacopoeia <88>	Biological reactivity tests, IN VIVO Class VI - 121°C
ISO 10993-4	Biological evaluation of medical devices - Part 4: Selection of tests for interactions with blood
ISO 10993-5 & USP <87>	Biological evaluation of medical devices - Part 5: Tests for in vitro cytotoxicity
ISO 10993-6	Biological evaluation of medical devices - Part 6: Tests for local effects after implantation
ISO 10993-10	Biological evaluation of medical devices - Part 10: Tests for irritation and skin sensitization
3A 18-03	Sanitary standard procedure N° 18-03 Class I
European Pharmacopoeia 3.1.9.	Silicone elastomer for closures and tubing
Extractables and Leachables study available for 70ShA silicone	Extraction experiment in organic solvent
	Extraction experiment in polar organic-aqueous solvent system
	Extraction experiment in aqueous solvent, alkaline conditions
	Extraction experiment in aqueous solvent, acidic conditions



→  **Vacuum Pressure**  
0,80 bar (11,6 psi)

 **Material**  
Transparent platinum cured silicone and Stainless steel spring wire.

 **Temperature**  
-55°C / +200°C  
(-67°F / +392°F)

Transparent wire reinforced silicone hose

## VENA® SIL 630

### • APPLICATIONS

For transport by suction or discharge of liquid, semi-liquid or solid products in the food, cosmetic, pharma, and biotech industries. Suitable for filling machines and any fluid transfer process where the vision of the flow is required liquid.

### CERTIFICATIONS

- Complete Validation Package.
- 3A Sanitary Standard 62-02 (fitted hoses).
- Material used is in accordance with EU Directive 2015/863 for Restriction of the use hazardous substances (RoHS 3).

### FABRIC REINFORCEMENT

No.

### STAINLESS STEEL INSIDE

Stainless steel wire spring encased inside the hose wall.

### INNER APPEARANCE

Transparent and completely smooth.

### OUTER APPEARANCE

Transparent and completely smooth.

### STANDARD MANUFACTURING LENGTH

4m (13') / 6m (19' 8") under request.



Technical Table  
See on page: 41



Fabric reinforced silicone hose

## VENA® SIL 640



### Material

Transparent platinum cured silicone and Polyester fabric



### Temperature

-55°C / +180°C  
(-67°F / +356°F)



### APPLICATIONS

Suitable for the transport by the impulsion of liquid, semi-liquid or solid products in the food, cosmetic pharm, and biotech industries. Recommended for metal detector systems or applications where not any bending is required.



### STAINLESS STEEL INSIDE

No.



### INNER APPEARANCE

Translucent and smooth.



### OUTER APPEARANCE

Translucent and smooth.



### CERTIFICATIONS

- Complete Validation Package.
- 3A Sanitary Standard 62-02 (fitted hoses).
- Material used is in accordance with EU Directive 2015/863 for Restriction of the use hazardous substances (RoHS 3).



### FABRIC REINFORCEMENT

Polyester fabric reinforcement.



### STANDARD MANUFACTURING LENGTH


4m (13') / 6m (19' 8") under request.




Technical Table  
See on page: 41



**OUTER APPEARANCE**  
Translucent, white or colored, and smooth.

→  **Vacuum Pressure**  
0,91 bar (13,23 psi)

 **Material**  
Transparent platinum cured silicone and Polyester fabric and Stainless steel spring wire.

 **Temperature**  
-55°C / +180°C  
(-67°F / +356°F)

Fabric and wire reinforced silicone hose

## VENA® SIL 650V

### • APPLICATIONS

For the transport by suction or impulsion of liquid, semi-liquid or solid products in the food, cosmetic, pharm and biotech industries. High flexibility and tight bending radius make it suitable for repetitive movements in dosing and filling machines. Specially designed to absorb vibrations and to compensate level differences.

### CERTIFICATIONS

- Complete Validation Package.
- 3A Sanitary Standard 62-02 (fitted hoses).
- Material used is in accordance with EU Directive 2015/863 for Restriction of the use hazardous substances (RoHS 3)

### FABRIC REINFORCEMENT

Polyester fabric reinforcements.

### STAINLESS STEEL INSIDE

Stainless steel wire spring encased inside the hose wall.

### INNER APPEARANCE

Translucent and smooth.

### OUTER APPEARANCE

Translucent, white or colored, and smooth.

### STANDARD MANUFACTURING LENGTH

4m (13') / 6m (19' 8") under request.

### CONFIGURATIONS

X: With food grade black conductive silicone.  
PL: Plastic steel wire.  
Lastic: with improved elastic properties silicone.





Technical Table  
See on page: 42




Fabric and wire reinforced silicone hose

## VENA® SIL 655

→  **Vaccum Pressure**  
0,91 bar (13,23 psi)

 **Material**  
Transparent platinum cured silicone and Polyester fabric and Double stainless steel spring wire

 **Temperature**  
-55°C / +180°C  
(-67°F / +356°F)

### ● APPLICATIONS

For dosing and filling machines in food, cosmetic and pharma industries , specially for use at specific situations where there may be sudden high pressure surges (hammering).

### STAINLESS STEEL INSIDE

Double stainless steel wire spring encased inside the hose wall at different levels.

### CERTIFICATIONS

- Complete Validation Package.
- 3A Sanitary Standard 62-02 (fitted hoses).
- Material used is in accordance with EU Directive 2015/863 for Restriction of the use hazardous substances (RoHS 3).

### INNER APPEARANCE

Translucent and smooth.

### OUTER APPEARANCE

Translucent, white or colored, and smooth.

### FABRIC REINFORCEMENT

Polyester fabric reinforcement.

### STANDARD MANUFACTURING LENGTH


4m (13') / 6m (19' 8") under request.




Technical Table  
See on page: 42



Polyester braided silicone tubing  
**VENA® TECHNOSIL**

 **Material**  
Platinum cured silicone  
and Braided polyester fabric

 **Temperature**  
-55°C/+180°C  
(-67°F/+356°F)

● **APPLICATIONS**

Recommended for repetitive movements in dosing and filling machines where no tight bending radius is needed. Available in long lengths applications. Is it resistant to UV, radiation, and ozone. It is gamma stable and autoclavable.

 **CERTIFICATIONS**

- Complete Validation Package.
- 3A Sanitary Standard 62-02 (fitted hoses).
- Material used is in accordance with EU Directive 2015/863 for Restriction of the use hazardous substances (RoHS 3)

 **FABRIC REINFORCEMENT**


Polyester braiding.

 **STAINLESS STEEL INSIDE**

No.

 **INNER APPEARANCE**

Translucent and smooth.

 **OUTER APPEARANCE**

Translucent and smooth.

 **STANDARD MANUFACTURING LENGTH**

10m and 20m (33ft and 66ft).

 **CONFIGURATIONS**


VENA TECHNOSIL DB: For higher Pressure and vacuum resistance




Technical Table  
See on page: 43




Transparent silicone tubing  
**VENABIO® FLOW**  
**MULTIPURPOSE**

 **Material**  
 Platinum cured silicone tubing


 **Temperature**  
 -60°C / +220°C  
 (-76°F / +428°F)

 **APPLICATIONS**


Recommended for transfer fluids at very low pressure in filling processes of liquids and semi-liquids. Typical applications are media and buffer preparation, downstream processing, formulation, filling drug delivery and peristaltic pumps.

 **HARDNESS**


60 ShA.

 **STAINLESS STEEL INSIDE**

No.

 **INNER APPEARANCE**

Translucent and smooth.

 **OUTER APPEARANCE**

Translucent and smooth. Laser marking.

 **STANDARD MANUFACTURING LENGTH**

50ft (15,24m) and 100ft (30,48m).

 **CERTIFICATIONS**

- Complete Validation Package.
- Material used is in accordance with EU Directive 2015/863 for Restriction of the use hazardous substances (RoHS 3).

 **FABRIC REINFORCEMENT**

No.

 **FEATURES**

Manufactured and double bagged in clean room ISO7 according ISO 14644-1.



Technical Table  
 See on page: 43



Antimicrobial silicone tubing

## VENA® ASEPTISIL



### Material

Antimicrobial silicone that avoids contamination from the growth of bacteria, mold and fungi.



### Temperature

-60°C (-76 F) to +200°C (392 F).

### • APPLICATIONS

Specially recommended for food contact applications in the transport of liquid or semi-liquid fluids in the food and beverage industries. It offers an extremely broad field of applications, especially effective where there is intermittent use of water or other fluids in warm conditions without the possibility of drying between uses.

### 📄 CERTIFICATIONS

- US FDA Standard 21 CFR 177.2600.
- ResAp 2004 (5), according to Reg 1935/2004/EEC, and Reg 10/2011/EEC.
- Tested in accordance with ISO 22196:2011 on E.coli and MRSA
- Active substance in accordance with the Biocidal Product Regulation (EU) 528/2012
- Material used is in accordance with EU Directive 2015/863 for restriction of the use of hazardous substances (RoHS 3).

### ✂️ FABRIC REINFORCEMENT

No.



Technical Table  
See on page: 44



### STAINLESS STEEL INSIDE

No.



### INNER APPEARANCE

White and smooth.



### OUTER APPEARANCE

White and smooth.



### STANDARD MANUFACTURING LENGTH

50ft (15,24m) and 100ft (30,48m).



**Material**  
Customized.



**Temperature**  
-55°C/+180°C  
(-67°F/+356°F)

Special silicone shapes

## ADAPTSIL

### ● APPLICATIONS

Any configuration can be customized according to the customer needs.

→ Recommended to compensate system vibrations as well as to optimize the overall life of the hose or tube connections.

→ Solve handling system miss-alignments as well as increased ease in hose or tube installation.

→ Offer sound dampening characteristics in your process systems due to its elastic and flexible construction.



### STAINLESS STEEL INSIDE

Customized.



### INNER APPEARANCE

Customized.



### OUTER APPEARANCE

Customized.



### CERTIFICATIONS

→ Complete Validation Package.



### STANDARD MANUFACTURING LENGTH

Customized.



### FABRIC REINFORCEMENT

Customized.



### CUSTOM MADE SHAPES

Venair offers technical advice and manufacturing of all types of silicone shapes including reducers, elbows upon demand.



Technical Table  
See on page: 44



Sight flow indicators  
**VENA® VIEW**



**Material**  
Fluoropolymer hose (FEP).



**Temperature**  
-55°C / +180°C  
(-67°F / +356°F)



**APPLICATIONS**

Compatible with many chemical and aggressive products, which makes this product a very resistant and durable option. Where visual inspection of the conveyed material is required.



**CERTIFICATIONS**

- US FDA Standard 21 CFR 177.1550.
- USP Class VI, <88> in vivo test.
- Material used is in accordance with EU Directive 2015/863 for Restriction of the use hazardous substances (RoHS 3)
- ResAp 2004 (5), according to Reg 1935/2004/EEC, and Reg 10/2011/EEC.



**STAINLESS STEEL INSIDE**

No.



**INNER APPEARANCE**

Translucent and completely smooth.



**OUTER APPEARANCE**

Translucent and smooth.



**STANDARD MANUFACTURING LENGTH**

Under demand (3m/10ft maximum).

• **ALTERNATIVES**

This hose can be manufactured with grid protection.



Technical Table  
See on page: 45



Butyl rubber hose  
**VENA® FOOD**



**Material**

Food grade butyl rubber and stainless steel spring wire and EPDM



**Temperature**

-20°C/+100°C  
(-4°F/+212°F)  
Peaks up to 130°C  
(266°F)



**APPLICATIONS**

It is specially recommended for the transport of liquid or semi-liquid food products, even at high temperatures (milk, chocolate, mineral water, beer, alcoholic drinks, fruit juice, oil, cosmetic cream etc...).



**CERTIFICATIONS**

- US FDA Standard 21 CFR 177.2600.
- 3A Sanitary Standard 18-03 Class III (hose)
- ResAp 2004 (5), according to Reg 1935/2004/EEC, and Reg 10/2011/EEC
- German BfR Standard part XXI Cat 2

Butylic rubber used is in accordance with EU Directive 2002/95/ECC for Restriction of the use of hazardous substances (RoHS).



**INNER APPEARANCE**

White and smooth.



**OUTER APPEARANCE**

Purple colored.



**STANDARD MANUFACTURING LENGTH**

Available at a maximum length of 40m  
(131.23 ft).



**STAINLESS STEEL INSIDE**

Yes.



Technical Table  
See on page: 45



**Material**  
Food-grade EPDM synthetic rubber



**Temperature**  
-30°C/+120°C (-22°F/+212°F)  
Peaks up to 130°C (266°F) or sterilization (max.30min)

Food-grade EPDM  
**VENA® PROCESS**



**APPLICATIONS**

Recommended for transporting liquid or semi-liquid food and cosmetic products, such as milk, chocolate, mineral water, beer, alcoholic beverages, fruit juice, and cosmetic creams. However, it is not suitable for applications involving the transportation of fatty foods and oils.



**CERTIFICATIONS**

- US FDA Standard 21 CFR 177.2600
- RoHS Directive 2002/95/EC
- ResAp 2004 (5) according to Reg 1935/2004/EC



**FABRIC REINFORCEMENT**

Two plies of synthetic fabric reinforcements.



**STAINLESS STEEL INSIDE**

Yes.in inner diameter equal or greater than 25,4mm



**INNER APPEARANCE**

White and smooth.



**OUTER APPEARANCE**

Grey colored.



**STANDARD MANUFACTURING LENGTH**

40 m (131ft).



**Technical Table**  
See on page: 45



**Material**

Fluoroelastomers with PTFE particles, polyester fabric, SS spring wire, and white FDA silicone cover.



**Temperature**

-20°C/+175°C  
(-4°F/+347°F)

Highly flexible hybrid hose  
**VENA® FLEXIP**



**APPLICATIONS**

It has good resistance specially in fatty products or oily foods and glycols, as well as alcoholic beverages. Specially recommended for vegetal and animal oils in food and cosmetic applications.



**CERTIFICATIONS**

- US FDA Standard 21 CFR 177.2600.
- USP Class VI <88> in vivo test, 121°C.
- ResAp 2004 (5), according to Reg 1935/2004/EEC, and Reg10/2011/ EEC with simulants A (10% of ethanol) and simulant D2 (olive oil).



**STAINLESS STEEL INSIDE**

Yes.



**CONFIGURATIONS**

X: Conductive material.



**INNER APPEARANCE**

White and smooth.



**OUTER APPEARANCE**

White and smooth FDA Silicone.



**STANDARD MANUFACTURING LENGTH**

4m (13') / 6m (19' 8").

**CLEANING COMPATIBILITY**


Media	Concentration	Temperature
Hot water	-	Up to 95°C
Steam	-	Up to 130°C, max 30 min.
Caustic Soda	1%	Up to 80°C
	3%	Up to 25°C
Nitric Acid	0,5%	Up to 80°C
	2%	Up to 65°C
Peracetic Acid	3%	Up to 80°C




Technical Table  
See on page: 50



Highly flexible PTFE hose  
**VENA® FLEXPURE**

 **Material**  
PTFE and braided stainless steel, covered with white FDA silicone.

 **Temperature**  
-50°C/+200°C  
(-76°F/+500°F)

 **APPLICATIONS**

Ideal for powder, liquid and semiliquid processing in applications with aggressive chemicals where a high hygienic design and is flexibility required.

 **INNER APPEARANCE**

White and smooth.

 **OUTER APPEARANCE**

White and smooth.

 **CERTIFICATIONS**

- US FDA Standard 21 CFR 177.550
- USP Class VI <88> in vivo test, 120°C
- European Regulation (EU) 10/2011.

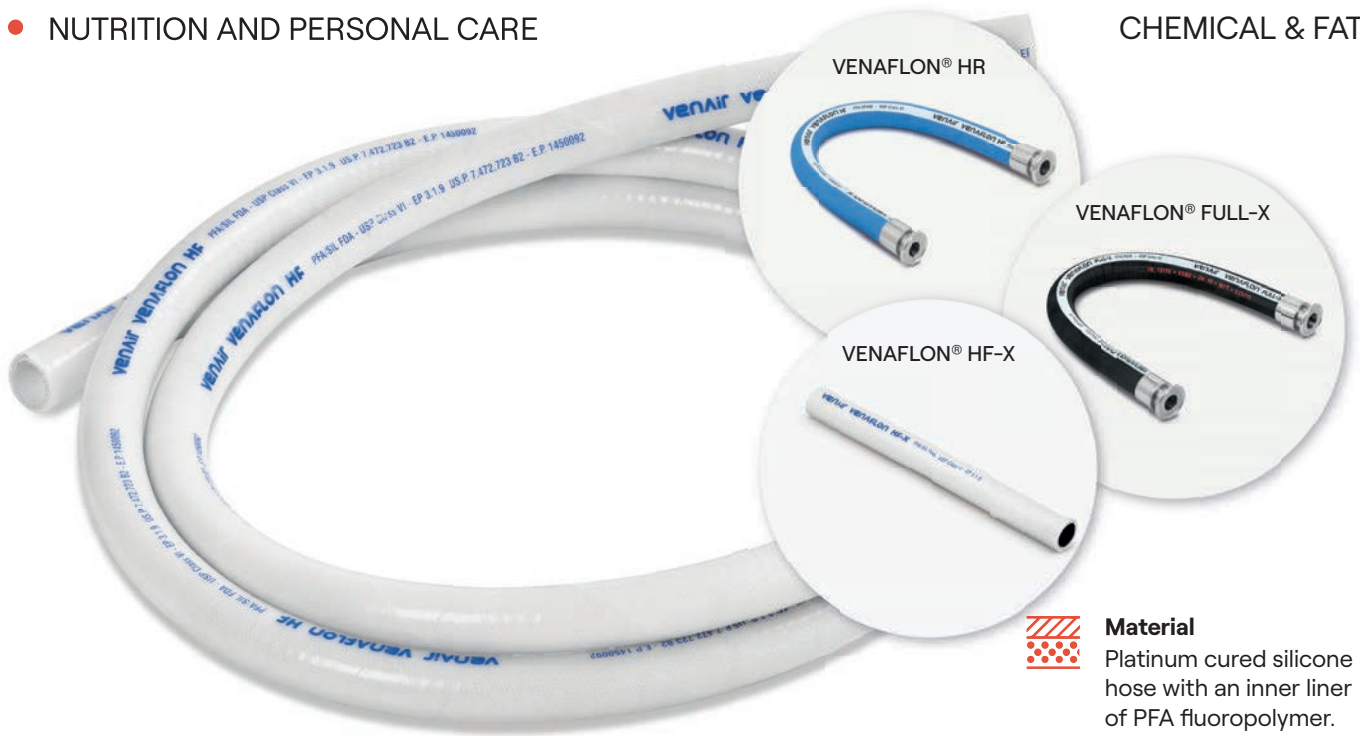
This hose is in accordance with the RoHS Directive 2002/95/EC and its subsequent amendments including the RoHS Directive 2011/65/EU and RoHS 3 Directive 2015/863.

 **STANDARD MANUFACTURING LENGTH**


4m (13') / 6m (19' 8").




Technical Table  
See on page: 50



PFA Silicone Hose  
**VENAFLON® HF**

 **Material**  
Platinum cured silicone hose with an inner liner of PFA fluoropolymer.

 **Temperature**  
-30°C/+150°C  
(-22°F/+302°F)

 **APPLICATIONS**

Very resistant to liquids and semi-liquids and aggressive chemical products. The construction of this hose allows the conveying of products at high temperatures by suction or discharge.

 **STAINLESS STEEL INSIDE**

Stainless steel wire spring encased inside the hose wall.

 **INNER APPEARANCE**

White and smooth.

 **OUTER APPEARANCE**

White and smooth.

 **STANDARD MANUFACTURING LENGTH**

20m (65,62ft).

 **CONFIGURATIONS**

X: Black conductive PFA ( $R < 10^6 \Omega$ )

HR: EPDM cover for external abrasion resistance

Full-X: full conductive construction ( $R < 10^9 \Omega$ )

 **CERTIFICATIONS**


- US FDA Standard 21 CFR 177.1550
- USP Class VI <88> in vivo tests.
- USP Class VI <87> in vitro tests.
- ISO 10993-5, 10 y 11
- Reg 1935/2004/EEC, and Reg 10/2011/EEC.
- Material used is in accordance with EU Directive 2015/863 for Restriction of the use hazardous substances (RoHS 3).

 **FABRIC REINFORCEMENT**

Yes.



Technical Table  
See on page: 50



FKM Silicone hose

**VITOSIL®**



**Material**

White FDA FKM inner layer and platinum cured silicone.



**Temperature**

-30°C/+180°C  
(-75°F/+356°F)



**APPLICATIONS**

Recommended to convey aggressive fluids that are not compatible with silicone. Able to transport liquid or semi-liquid foodstuffs at high temperatures by impulsion or suction, since their design can resist pressure or vacuum.



**STAINLESS STEEL INSIDE**

Stainless steel wire spring encased inside the hose wall.



**INNER APPEARANCE**

White and smooth.



**OUTER APPEARANCE**

White and smooth.



**STANDARD MANUFACTURING LENGTH**

4m (13') / 6m (19' 8").



**CERTIFICATIONS**

- US FDA Standard 21 CFR 177.2600.
- Regulation 10/2011/EC and Reg 1935/2004/EC.
- Material used is in accordance with EU Directive 2015/863 for Restriction of the use hazardous substances (RoHS 3).



**FABRIC REINFORCEMENT**

Yes.



Technical Table  
See on page: 52



**Material**  
Food grade polyurethane.



**Temperature**  
-20°C / +80°C  
(-4°F / +176°F)

High flexible polyurethane hose  
**VENA® TECHNIPUR VAC**



**APPLICATIONS**

Recommended for the transport of bulk or powder materials in food and pharma industries.



**CERTIFICATIONS**

- US FDA (Foods and Drugs Administration) Standard 21 CFR 177.1680 and CFR 177.2600.
- 1935/2004/EC Regulation and 10/2011/EC (Migration Test).
- Material used is in accordance with EU Directive 2015/863 for Restriction of the use hazardous substances (RoHS 3).



**FABRIC REINFORCEMENT**

No.

• **STEEL WIRE INSIDE**

Yes.



**INNER APPEARANCE**

Translucent and corrugated.



**OUTER APPEARANCE**

Translucent and corrugated.



**STANDARD MANUFACTURING LENGTH**

10 m (33 ft).



**CONFIGURATIONS**

X: Conductive polyurethane ( $R < 10^9 \Omega$ )




Technical Table  
See on page: 46



Smooth mandrel-made polyurethane hose  
**VENA® TECHNIPUR® S100**

 **Material**  
 Food grade polyurethane.

 **Temperature**  
 -20°C / +80°C  
 (-4°F / +176°F)

 **APPLICATIONS**


Pneumatic transport of bulk materials in food and pharma industries.

 **INNER APPEARANCE**

Translucent and smooth.

 **CERTIFICATIONS**

- US FDA (Foods and Drugs Administration) Standard 21 CFR 177.1680 and CFR 177.2600.
- 1935/2004/EC Regulation and European Council Resolution AP 2004 (5) – silicones and 10/2011/ EC (Migration Test).
- Material used is in accordance with EU Directive 2015/863 for Restriction of the use hazardous substances (RoHS 3) hazardous substances (RoHS 3).

 **OUTER APPEARANCE**

Translucent and corrugated.

 **STANDARD MANUFACTURING LENGTH**

4m (13') / 6m (19' 8").

 **CONFIGURATIONS**

S-200: Translucent and smooth outside.  
 X: Conductive material (R<10<sup>9</sup> Ω)



Technical Table  
 See on page: 47



Highly abrasion resistant silicone hose

## VENA® ABRASIL



**Material**

Hybrid polymer with polyester fabric reinforcement and a metal wire spiral.



**Temperature**

-20°C / +90°C  
(-4°F/+194°F)  
it may reach up to 120°C (248°F) during short period of time



**APPLICATIONS**

Recommended for suction and transport in food and pharmaceutical industries. Generally acceptable for pneumatic transport of non-flammable bulk materials and suction of all types of abrasive particles.



**STAINLESS STEEL INSIDE**

Yes.



**INNER APPEARANCE**

White and smooth.



**OUTER APPEARANCE**

White and smooth.



**MAXIMUM LENGTH OF MANUFACTURE**

4m (13') / 6m (19' 8").



**CERTIFICATIONS**

- FDA 21 CFR 177.2600. Rubber articles intended for repeated use, FDA ITEM 177.2600(e)
- USP (88) Biological reactivity tests, IN VIVO class V.
- Material used is in accordance with EU Directive 2015/863 for Restriction of the use hazardous substances (RoHS 3) hazardous substances (RoHS 3).



**FABRIC REINFORCEMENT**


Yes.



**CONFIGURATIONS**

X: Conductive material.


Clear: Translucent material.




Technical Table  
See on page: 48



Sleeve with or without textil reinforcement  
**SILICONE SLEEVES**

 **Material**  
 Platinum cured silicone.

 **Temperature**  
 -55°C / +180°C  
 (-67°F / +356°F)

 **APPLICATIONS**


Silicone sleeves are suitable to convey liquids, semi liquids and powder at low pressure (gravity discharge) or protecting against contamination outer-inner or inner-outer in areas of product handling.


 **CERTIFICATIONS**


- Complete Validation Package.
- Material used is in accordance with EU Directive 2015/863 for Restriction of the use hazardous substances (RoHS 3).


 **FABRIC REINFORCEMENT**

Under request.

 **STAINLESS STEEL INSIDE**  
 No.

 **INNER APPEARANCE**  
 Translucent and completely smooth.

 **OUTER APPEARANCE**  
 Translucent and smooth.

 **MAXIMUM LENGTH OF MANUFACTURE**  
 4m (13') / 6m (19' 8").


 **CONFIGURATIONS**  
 Customized construction under request.



Silicone compensator

# VENA® PHARMALoader

 **Material**  
Platinum cured silicone.

 **Temperature**  
-55°C/+180°C  
(-67°F/+356°F)

## APPLICATIONS

An elastic and smooth compensator for the pharmaceutical and food industries. It is the ideal solution for all tank, hopper, pump and weighing tank outlets to compensate vibrations and level differences. Autoclavable and sterilizable.

## CERTIFICATIONS

- Complete Validation Package.
- Material used is in accordance with EU Directive 2015/863 for Restriction of the use hazardous substances (RoHS 3).

## FABRIC REINFORCEMENT

Yes.

## STAINLESS STEEL INSIDE

External steel rings.

## INNER APPEARANCE

Translucent and smooth.

## OUTER APPEARANCE

Customized.

## MAXIMUM LENGTH OF MANUFACTURE

Customized.

## CONFIGURATIONS

Pharmaloder HP: Special construction for high pressure resistance.


FKM: for transport of chemicals.




Technical Table  
See on page: 49



Electrical heated silicone hose  
**HEATED HOSE**

 **Material**  
Platinum Silicone hose with an integrated electrical resistance.

 **Temperature**  
• Operational temperature:  
-55°C (-67°F)  
+180°C (356°F)  
Peaks up to +200°C (392°F)  
• Set temperature:  
0°C (32°F)  
+200°C (392°F)

 **APPLICATIONS**

Specially recommended for convey viscous products that needs to maintain a regular temperature during the production process, such as caramel, glycerin or chocolate.

 **CERTIFICATIONS**

→ Complete Validation Package.  
→ Material used is in accordance with EU Directive 2015/863 for Restriction of the use hazardous substances (RoHS 3).

 **FABRIC REINFORCEMENT**

Yes.

 **STAINLESS STEEL INSIDE**

Yes.

 **INNER APPEARANCE**

Translucent and completely smooth.

 **OUTER APPEARANCE**

White and smooth.

 **STANDARD MANUFACTURING LENGTH**

4m (13') / 6m (19' 8").

 **CONFIGURATIONS**

Specific construction according to application.  
Fluoropolymer inner layer for better chemical resistance.

Voltage depending on user needs  
220V/110V/24V.

 **STANDARD CONSTRUCTIONS**

Silicone hose equipped with an electrical resistance encased inside the wall in order to provide a regular temperature to the hose for an optimum flow of the conveyed product. Inner cable is connected to an electronic regulator and is also equipped with a PT 100 Ohm gauge connected to the regulator through a cooled end.



Spiral tubing rolled along the silicone hose  
**COOLING HOSE**



**Material**  
 Platinum cured silicone hose with an integrated secondary tubing.



**Temperature**  
 -55°C (-67°F)  
 +180°C (356°F)



**APPLICATIONS**

For conveying products that require a stable temperature. This system provides a regular temperature of the conveyed product by cold water or nitrogen for cooling and by hot water or steam for heating.



**CERTIFICATIONS**

- Complete Validation Package.
- Material used is in accordance with EU Directive 2015/863 for Restriction of the use hazardous substances (RoHS 3).



**FABRIC REINFORCEMENT**

Yes.



**STAINLESS STEEL INSIDE**

Stainless steel wire spring encased inside the hose wall.



**INNER APPEARANCE**

White and completely smooth.



**OUTER APPEARANCE**

Customized.



**STANDARD MANUFACTURING LENGTH**

4m (13') / 6m (19' 8").



**CONFIGURATIONS**

With fabric reinforcement and stainless steel wire spring encased inside the hose wall.





**ADDITIONAL INFORMATION**

Custom made.




Insulation & anticondensation material for silicone hoses  
**TELCRA®**

 **Material**  
 Insulation material.


 **Temperature**  
 -30°C / +180°C  
 (-22°F / +356°F)


 **APPLICATIONS**


It is suitable for very cold or frozen liquids and semi liquids in the food, pharmaceutical and biotech industries for insulation and anticondensation.


 **STANDARD MANUFACTURING LENGTH**  
 4m (13') / 6m (19' 8").

 **CERTIFICATIONS**  
 Complete Validation Package.


 **CONFIGURATIONS**  
 → LT: for anticondensation and insulation.  
 → HT: for insulation.


 **INNER APPEARANCE**  
 Translucent and completely smooth.

 **ADVANTAGES**  
 → **ULTRALIGHT:** Lightweight material with a density of 500 kg/m<sup>3</sup>.  
 → **EASY INSTALLATION:** Super flexible material. Contours easily to complex forms.  
 → **ADHESION TO SILICONE:** Telcra® presents an adhesivefree chemical adhesion with silicone materials.  
 → **ENVIRONMENTALLY SAFE:** Odorless, tasteless and completely non-toxic.

 **OUTER APPEARANCE**  
 Customized.



 **Material**  
Hybrid polymer

 **Temperature**  
-40°C (-40°F) to +150°C (302°F)

Highly resistant to saturated steam in continuous flow  
**VENA® STEAMFLOW**

● **APPLICATIONS**

The perfect product for saturated steam in continuous flow in the food and pharma industries.

Its robust but flexible design makes this hose perfect for those applications where flexibility and good mechanical performance are needed. Abrasion resistant outer layer in Vena® Steamflow guarantees good performance in most demanding applications.

 **CERTIFICATIONS**

- US FDA Standard 21 CFR 177.2600

This hose is in accordance with the RoHS Directive 2002/95/EC and its subsequent amendments including the RoHS2 Directive 2011/65/EU and RoHS3 Directive 2015/863.

 **FABRIC REINFORCEMENT**

Two plies of synthetic fabric reinforcements.

 **STAINLESS STEEL INSIDE**

Yes. Metal spiral.

 **INNER APPEARANCE**

Cream-color food quality rubber.

 **OUTER APPEARANCE**

Black colored and smooth.

 **STANDARD MANUFACTURING LENGTH**

4m (13') / 6m (19' 8").

 **CONFIGURATIONS**

Customized shape under request.



Technical Table  
See on page: 52

## 2. Sterilization & Cleaning

ALL FLEXIBLE HOSES MUST BE STERILIZED BEFORE USE AND MUST ONLY BE USED FOR THE INTENDED PURPOSE FOR WHICH THEY WERE DESIGNED.

During hose selection, it is vitally important to consider the cleaning and sterilization process since this will affect to a greater or lesser extent, the mechanical properties and the behaviour of the materials used. It can also determine the useful life of the hose due to the aging effect.

Sterilization and cleaning are important and necessary processes that must be applied in order to eliminate contamination due to transport, storage, handling, or usage of the product. So, it is highly recommended to do it prior to each use to prevent microorganisms growth or harmful contamination that can affect the inner layer of the hose which is in contact with the flow.

### Sterilization

The hoses exposed to steam or hot-air sterilization have different and unpredicted behaviour depending on the connections, on the frequency of the cleaning and sterilization processes, and on the specific product application.

- **Non aggressive liquid transfer (Silicone):**

Our entire range of silicone hoses can be sterilized by steam cycles of 30 minutes at a maximum temperature of 135°C.

- **Chemicals & Fats:**

The products Vena® Flexip and Vena® Flexpure can be sterilized by steam cycles of 30 minutes at a maximum temperature of 130°C.

The product range Vena® Vitosil and Venaflon can be sterilized by steam cycles of 30 minutes at a maximum temperature of 121°C.

- **Solid products transfer:**

The product range Vena® Abrasil can be sterilized by steam cycles of 30 minutes at a maximum temperature of 121°C.

The product range Vena Technipur cannot be sterilized by steam.

- **Thermal management solutions:**

Sterilization conditions depends on the product material (see previous information)

- NUTRITION AND PERSONAL CARE

For all hoses, a minimum time of 1 hour must be left between steam cycles for material stabilization.

It is recommended an accurate inspection of the hose after 150 hours of sterilization.

Hose replacement criteria based on visual inspection includes among others, displacement of layers, displacement of wire helix from their normal pitch, signs of displacement of fittings or leakage in the ends, reinforcement fabric exposed, wire corrosion, dents, kinks, or abrasion marks in both internally and externally.

## CIP (Cleaning in place)

As per the sterilization process, the cleaning process can determine the useful life or the behavior of the hose material due to mechanical and chemical stress that occurs during the cleaning procedure. Therefore, there are some aspects that need to be considered when choosing one process over another (such as temperature, concentration, time...). Also is important to regularly monitor the physical conditions of the hoses in order to detect any possible alteration which could be a sign of a material degradation.

In the CIP process the following media are used in different concentrations:

- Basic solutions (such as caustic soda) used to remove fat and protein part.
- Acid solutions (for example phosphoric acid) to eliminate mineral deposits.
- Oxidizing acids or other oxidizing products (nitric acid, peracetic acid, hydrogen peroxide) to remove bacterial load.

Except the Polyurethane product families (Vena Technipur), all Venair products can be cleaned by the typical CIP processes (see table).

## Sterilization & CIP Compatibility

	SILICONE	FLEXIP	FLEXPURE	VENAFLOX	ABRASIL	FOOD	PROCESS
HOT WATER	Up to 95°C Up to 200°F	Up to 95°C Up to 200°F	Up to 95°C Up to 200°F	Up to 95°C Up to 200°F	Up to 95°C Up to 200°F	Up to 95°C Up to 200°F	Up to 95°C Up to 200°F
STEAM	135°C - 30min 275°F - 30min	130°C - 30min 265°F - 30min	130°C - 30min 265°F - 30min	121°C - 30min 250°F - 30min	130°C - 30min 265°F - 30min	130°C - 30min 265°F - 30min	130°C - 30min 265°F - 30min
CAUSTIC SODA	3% - 80°C 3% - 175°F	3% - 80°C 3% - 175°F	3% - 80°C 3% - 175°F	3% - 80°C 3% - 175°F	1% - 80°C 1% - 175°F	3% - 80°C 3% - 175°F	3% - 80°C 3% - 175°F
NITRIC ACID /	0,5% - 80°C 1% - 25°C 0,5% - 175°F 1% - 75°F	1% - 25°C 1% - 75°F	3% - 80°C 3% - 175°F	3% - 80°C 3% - 175°F	1% - 25°C 1% - 75°F	0.5% - 80°C 1% - 25 °C 0.5% - 175°F 1% - 75°F	1% - 25°C 1% - 75°F

\*This information is based on tests and generally available sources, and it should be used only as a guide since it does not take into consideration other variables that may affect the hose.

## 3. Traceability solutions

### Hose marking

Venair offers several traceability solutions in order to improve the data reading. Various solutions make it possible to obtain all information related to the hose during the manufacturing process, e.g. raw materials, product codes and components, batch number, appropriate certificates, production and sale date and related orders.

Our hoses can be marked by laser. Apart of the product batch number, any customized marking like customer name and reference can be added to any specific silicone hose.

### Connection marking

All crimped hoses count with the batch number marked by laser in the connections which makes it as the simplest and fully reliable system to ensure the traceability of the assembly.

### QR marking

The QR code can be marked by laser on the metal connection, assuring the full traceability of the hose while allowing the access to any information related to the product at any time along the life of the hose. QR code is an alternative to the chip that is commonly used in the market to assure hoses traceability. Data content in the code are completely customizable. It does not need any additional software. QR code can be read with all kind of mobile device which has downloaded an app to read codes. Applications to read QR codes are completely free for any device.



## Identification by labels

Color Silicone labels can be placed over any Venair hose in order to mark specific information required by the client. The label offers clear identification, cleanliness and permanence in the silicone hose. Venair silicone labels can be customized to meet your specific needs such as part number, manufacturing date, replacement date, or any specific product or process information required by the customer.

### Features:

- It is not in contact with the inner liquid
- It is made of permanent vulcanized silicone
- Handles clean-in-place (CIP) and steam-in-place (SIP) processes
- Autoclavable
- Several colors available




# 4. Stainless steel Connections

## SZR crimping system

Venair offers its range of sanitary tubes with any type of 316L stainless steel connections crimped at the ends.

The connection by means of a pressing system (SZR system) is the most recommended for any flexible hose, as it guarantees the correct pressure resistance of the final assembly, avoiding the retention area that usually appears in any sanitary connection. Most of our flexible hoses with connections can be certified according to Sanitary Regulation 3A 62-02 for assemblies.



## Finishing quality

The maximum standard roughness of the inner surface of our SZR\* fittings is  $0.8\mu\text{m}$  and can be improved to  $0.375\mu\text{m}$  electropolished under demand.

The manufacturing batch number is indicated on each assembly, ensuring the total traceability of the product. It is also possible to mark a laser QR code on the ferrule, which allows immediate access to any information related to the product (technical data sheet, certificates, instructions for use, etc.).

All the straight fittings are manufactured in a single block, without welds, and the connections at  $45^\circ$  or  $90^\circ$  are made by orbital welding.

## Molded Clamps

VENAIR® molded silicone clamps are well-suited for critical applications in high purity industries. These assemblies are manufactured with the same raw material than this is used to manufacture hoses and tubing. They reduce installation time (no gaskets), improve cleanliness (no retention zone) and maintain the benefits of the silicone.

VENAIR® molded silicone clamps are available in mini and standard Tri-Clamp fitting styles and are supplied with integrated gaskets molded directly to the face of the clamps. Protective backup cups (thermoplastic or stainless steel) provide a stable clamping surface and safeguard the clamps during installation and use.



### Features:

- Platinum-cured silicone
- Completely smooth transition from the tubing or the hose through the clamp
- Constant diameter. No internal reductions
- Autoclavable and sterilizable (CIP and SIP)
- Meets USP Class VI, FDA and BfR standards\*
- Easy installation. Reduces assembly time
- Temperature resistance: -55°C to 180°C. (-67°F to +356°F)
- No product contact with metallic materials
- Molded clamps can be supplied on any Venair silicone

\*Under request, molded assemblies can meet all the certifications set out in the Validation Package.

## Available fittings

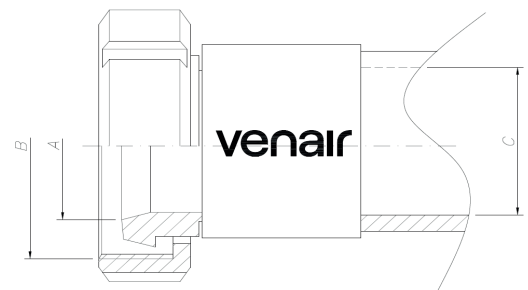
Any connection, however special it may be, can be crimped to our product:  
DIN-11851, SMS, Tri-Clamp, DIN-11864, Gas, RJT, Camlock, Flanges ...

We have the most standard connections and dimensions in stock for immediate assembly.

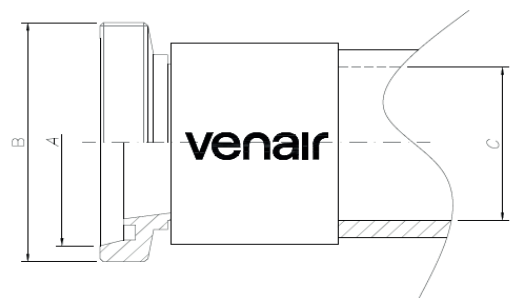
### DIN 11851

DN	A	B (DIN 405)	C
	mm	thread	mm
10	10	28 x 1/8"	10
15	16	34 x 1/8"	15
20	20	44 x 1/6"	20
25	26	52 x 1/6"	25
32	32	58 x 1/6"	32
40	38	65 x 1/6"	38
50	50	78 x 1/6"	51
65	66	95 x 1/6"	63
80	81	110 x 1/4"	75
100	100	130 x 1/4"	102
125	125	160 x 1/4"	127
150	150	190 x 1/4"	152

DIN Female



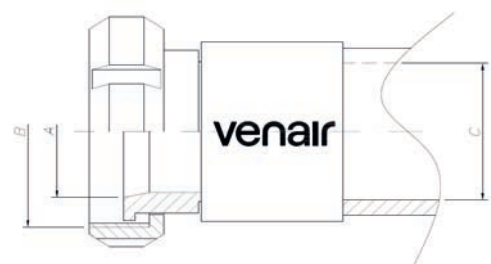
DIN Male



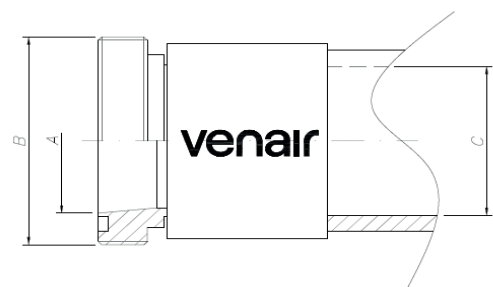
### SMS

DN	A	B (DIN 405)	C
	mm	thread	mm
25	22,5	39,7x 1/6"	25
38	35,5	59,8 x 1/6"	38
51	48,5	69,8 x 1/6"	51
63	60,5	84,8 x 1/6"	63
76	72,8	97,5 x 1/6"	75
101,6	97,6	132 x 1/6"	102
104	100	124,4 x 1/6"	102

SMS Female



SMS Male



● NUTRITION AND PERSONAL CARE

**TRI-CLAMP  
SMS 3008**

**TRI-CLAMP ASME BPE  
(DIN 32676-C) / Imperial**

Head	Cone	Hose
A	B	C
(mm)	(mm)	(mm)

DN	Head	Cone	Hose	
	A	B	C	C
(inch)	(mm)	(mm)	(mm)	(inch)
1/2	25	9,4	6,35	1/4
3/4	25	15,8	6,35	1/4
1/2	25	9,4	9,52	3/8
3/4	25	15,8	9,52	3/8
1/2	25	9,4	12,7	1/2
3/4	25	15,8	12,7	1/2
1/2	25	9,4	19,05	3/4
3/4	25	15,8	19,05	3/4
1	50,5	22,1	6,35	1/4
1 1/2	50,5	34,8	6,35	1/4
1	50,5	22,1	9,52	3/8
1 1/2	50,5	34,8	9,52	3/8
1	50,5	22,1	12,7	1/2
1 1/2	50,5	34,8	12,7	1/2
1	50,5	22,1	19,05	3/4
1 1/2	50,5	34,8	19,05	3/4
1	50,5	22,1	25,4	1
1 1/2	50,5	34,8	25,4	1
2	64	47,5	25,4	1
1 1/2	50,5	34,8	38,1	1 1/2
2	64	47,5	38,1	1 1/2
2	64	47,5	50,8	2
2 1/2	77	60,2	50,8	2
2 1/2	77	60,2	63,5	2 1/2
3	91	72,9	63,5	2
3	91	72,9	76,2	3
4	119	97,4	101,6	4

25	9,7	13
----	-----	----

25	16,0	19
50,5	16,0	19
50,5	22,5	19

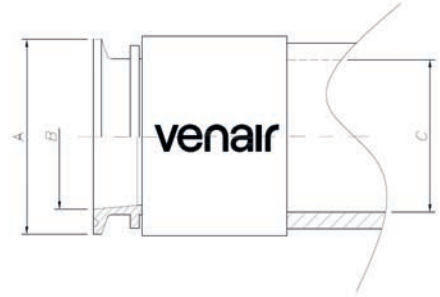
50,5	22,5	25
50,5	35,5	19
50,5	35,5	25
50,5	35,5	38

64	48,5	50
----	------	----

77	60,3	63
----	------	----

91	72,9	76
119	97,6	102

Tri-Clamp



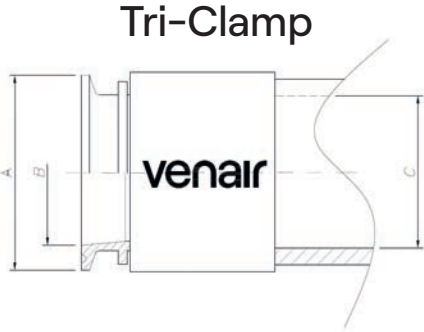
- NUTRITION AND PERSONAL CARE

**TRI-CLAMP DIN (DIN 32676-A)**

DN	Head	Cone	Hose
	A	B	C
(mm)	(mm)	(mm)	(mm)
10	34	10	10
15	34	16	16
20	34	20	19
25	50,5	26	25
32	50,5	32	32
40	50,5	38	38
50	64	50	51
65	91	66	63
80	106	81	76
100	119	100	102

**TRI-CLAMP (Others)**

Head	Cone	Hose
A	B	C
(mm)	(mm)	(mm)
25	6,0	6
34	8,0	8
50	8,0	8
25	10,0	10
50	10,0	10
25	13,0	13
34	10,0	13
34	13,0	13
50	13,0	13
25	16,0	16
34	16,0	16
50	16,0	16
50	20,0	19
64	22,5	25
50	29,7	32
64	32,0	32
64	35,5	38
64	38,0	38



# 5. Specification Charts

## VENA® SIL 630

Ø INT		WALL THICKNESS		WORKING PRESSURE*		BURSTING PRESSURE		BENDING RADIUS	
				ISO 1402/2009		ISO 1402/2009		ISO 10619-1	
mm	inch	+1/-0.5mm	+0.04/-0.02"	Bar at 20°C	Psi at 68°F	Bar at 20°C	Psi at 68°F	mm	ft
10	25/64	5,7	0,22	9,86	143,00	29,58	429,02	16,03	0,053
13	1/2	5,7	0,22	8,40	121,83	25,20	365,49	25,04	0,083
19	3/4	5,7	0,22	6,66	95,75	19,99	289,33	43,07	0,15
25	1	5,7	0,22	5,63	81,65	16,90	245,11	61,10	0,21
32	1 1/4	5,7	0,22	4,84	70,19	14,53	210,73	82,13	0,27
38	1 1/2	5,7	0,22	4,36	63,23	13,08	189,70	112,00	0,54
51	2	5,7	0,22	3,64	52,79	10,92	158,38	139,22	0,37

\* At the indicated working pressure, the hose may experience an elongation up to 20%.  
Other diameters can also be manufactured. Please consult.

## VENA® SIL 640

Ø INT		WALL THICKNESS		WORKING PRESSURE*		BURSTING PRESSURE	
				ISO 1402/2009		ISO 1402/2009	
mm	inch	+1/-0.5mm	+0.04/-0.02"	Bar at 20°C	Psi at 68°F	Bar at 20°C	Psi at 68°F
6	1/4	4,5	0,18	11,7	169	35	508
10	3/8	4,5	0,18	9,7	140	29	421
13	1/2	4,5	0,18	8,7	126	26	377
19	3/4	4,5	0,18	7,7	111	23	334
25	1	4,5	0,18	6,7	97	20	290
32	1 1/4	4,5	0,18	5,7	82	17	247
38	1 1/2	4,5	0,18	5	73	15	218
51	2	4,5	0,18	4	58	12	174
63	2 1/2	4,5	0,18	3,3	48	10	145
76	3	4,5	0,18	2,7	39	8	116
102	4	4,5	0,18	1,7	24	5	73

\* Pressure data hold at room temperature. Please reduce pressure values by 20% for each increase of 100°C / 212°F.  
Other diameters can also be manufactured. Please consult.

## VENA® SIL 650V

Ø INT		WALL THICKNESS		WORKING PRESSURE*		BURSTING PRESSURE		BENDING RADIUS		VACUUM RESISTANCE
				ISO 1402/2009		ISO 1402/2009		ISO 10619-1		
mm	inch	+1/-0.5mm	+0.04/-0.02"	Bar at 20°C	Psi at 68°F	Bar at 20°C	Psi at 68°F	mm	inch	
6	1/4	5,5	0,22	26	377	77,9	1130	29	1,14	684 Torr (mmHg) 0,91 bar 13,23 psi 26,93 inHg 9,29 m H <sub>2</sub> O
10	3/8	5,5	0,22	22	318	65,9	955	34	1,34	
13	1/2	5,5	0,22	19,9	289	59,7	866	39	1,54	
19	3/4	5,5	0,22	16,5	240	49,6	719	54	2,13	
25	1	5,5	0,22	14,8	214	44,3	643	68	2,68	
32	1 1/4	5,5	0,22	12,8	186	38,5	558	94	3,7	
38	1 1/2	5,5	0,22	11,5	167	34,5	500	112	4,41	
51	2	5,5	0,22	9,2	133	27,5	399	144	5,67	
63	2 1/2	5,5	0,22	7,5	109	22,6	327	181	7,13	
76	3	6	0,24	6,1	88	18,2	263	232	9,13	
102	4	6	0,24	3,7	54	11,2	163	367	14,45	

\* Pressure data hold at room temperature. Please reduce pressure values by 20% for each increase of 100°C / 212°F. Other diameters can also be manufactured. Please consult.

## VENA® SIL 655

Ø INT		WALL THICKNESS		WORKING PRESSURE*		BURSTING PRESSURE		BENDING RADIUS		VACUUM RESISTANCE
				ISO 1402/2009		ISO 1402/2009		ISO 10619-1		
mm	inch	+1/-0.5mm	+0.04/-0.02"	Bar at 20°C	Psi at 68°F	Bar at 20°C	Psi at 68°F	mm	inch	
6	1/4	5,5	0,26	31,5	456	94,5	1370	43	1,69	684 Torr (mmHg) 0,91 bar 13,23 psi 26,93 inHg 9,29 m H <sub>2</sub> O
10	3/8	5,5	0,26	27	392	81	1174	49	1,93	
13	1/2	5,5	0,26	24,5	355	73,5	1066	54	2,13	
19	3/4	5,5	0,26	20,5	297	61,5	892	68	2,68	
25	1	5,5	0,26	18,5	268	55,5	805	80	3,15	
32	1 1/4	5,5	0,26	16,5	239	49,5	718	100	3,94	
38	1 1/2	6,5	0,28	15	218	45	653	121	4,76	
51	2	6,5	0,28	12	174	36	522	185	7,28	
63	2 1/2	6,5	0,28	10	145	30	435	273	10,75	
76	3	6,5	0,28	7,1	103	21,3	308	318	12,52	
102	4	6,5	0,28	5	73	15	218	423	16,65	

\* Pressure data hold at room temperature. Please reduce pressure values by 20% for each increase of 100°C / 212°F. Other diameters can also be manufactured. Please consult.

## VENA® TECHNOSIL

Ø INT		OUTER DIAMETER		WORKING PRESSURE*		BURSTING PRESSURE		BENDING RADIUS	
				ISO 1402/2009		ISO 1402/2009		ISO 10619-1	
mm	inch	mm	inch	Bar at 20°C	Psi at 68°F	Bar at 20°C	Psi at 68°F	mm	inch
6,35	1/4	13,2	0,52	9,3	135	28	406	40	1.57
7,93	5/16	15	0,59	7,7	111	23	334	45	1.77
9,52	3/8	16,6	0,65	7	102	21	305	55	2.21
12,7	1/2	20,3	0,8	5,7	82	17	247	70	2.76
15,88	5/8	24,5	0,96	4,3	63	13	189	85	3.35
19,05	3/4	27,9	1,1	3,7	53	11	160	95	3.74
22,22	7/8	31,3	1,23	3,3	48	10	145	110	4.33
25,4	1	34,5	1,36	3	44	9	131	135	5.32
31,75	1 1/4	40,8	1,61	2,3	34	7	102	220	6.30

\* Pressure data hold at room temperature. Please reduce pressure values by 20% for each increase of 100°C / 212°F. Other sizes available under demand.

## VENABIO® FLOW MULTIPURPOSE

INNER DIAMETER		OUTER DIAMETER	
mm	inch	mm	inch
1,6	1/16	4,8	3/16
2,4	3/32	5,6	7/32
3,2	1/8	6,4	1/4
3,2	1/8	7,9	5/16
3,2	1/8	9,5	3/8
4,8	3/16	7,9	5/16
4,8	3/16	9,5	3/8
4,8	3/16	11,1	7/16
6,4	1/4	9,5	3/8
6,4	1/4	12,7	1/2
7,9	5/16	12,7	1/2
9,6	3/8	14,3	9/16
9,5	3/8	15,9	3/8
11,1	7/16	14,3	9/16
12,7	1/2	19,0	3/4
15,9	5/8	22,2	7/8
19,0	3/4	25,4	1

● NUTRITION AND PERSONAL CARE

## VENA® ASEPTISIL

INNER DIAMETER			TOLERANCE		OUTER DIAMETER			TOLERANCE		THICKNESS		TOLERANCE	
mm	inch		mm	inch	mm	inch		mm	inch	mm	inch	mm	inch
1,59	0,06	1/16	0,25	0,0098	4,76	0,19	3/16	0,75	0,0295	1,585	0,062	0,25	0,0098
2,38	0,09	3/32	0,25	0,0098	5,56	0,22	7/32	0,75	0,0295	1,59	0,063	0,25	0,0098
3,18	0,13	1/8	0,25	0,0098	6,35	0,25	1/4	0,75	0,0295	1,585	0,062	0,25	0,0098
3,18	0,13	1/8	0,25	0,0098	7,94	0,31	5/16	0,85	0,0335	2,38	0,094	0,30	0,0118
3,18	0,13	1/8	0,25	0,0098	9,52	0,37	3/8	0,85	0,0335	3,17	0,125	0,30	0,0118
4,76	0,19	3/16	0,30	0,0118	7,94	0,31	5/16	0,80	0,0315	1,59	0,063	0,25	0,0098
4,76	0,19	3/16	0,30	0,0118	9,52	0,37	3/8	0,90	0,0354	2,38	0,094	0,30	0,0118
4,76	0,19	3/16	0,30	0,0118	11,11	0,44	7/16	0,90	0,0354	3,17	0,125	0,30	0,0118
6,35	0,25	1/4	0,30	0,0118	9,52	0,37	3/8	0,80	0,0315	1,585	0,062	0,25	0,0098
6,35	0,25	1/4	0,30	0,0118	12,70	0,50	1/2	0,90	0,0354	3,17	0,125	0,30	0,0118
7,94	0,31	5/16	0,30	0,0118	12,70	0,50	1/2	0,90	0,0354	2,38	0,094	0,30	0,0118
9,52	0,37	3/8	0,35	0,0138	14,29	0,56	9/16	0,95	0,0374	2,38	0,094	0,30	0,0118
9,52	0,37	3/8	0,35	0,0138	15,88	0,63	5/8	0,95	0,0374	3,18	0,125	0,30	0,0118
11,11	0,44	7/16	0,35	0,0138	14,29	0,56	9/16	0,85	0,0335	1,59	0,063	0,25	0,0098
12,70	0,50	1/2	0,35	0,0138	19,05	0,75	3/4	0,95	0,0374	3,17	0,125	0,30	0,0118
15,88	0,62	5/8	0,35	0,0138	22,22	0,87	7/8	0,95	0,0374	3,17	0,125	0,30	0,0118
19,05	0,75	3/4	0,40	0,0157	25,40	1,00	1	1	0,0394	3,17	0,125	0,30	0,0118

\* Pressure data hold at room temperature. Please reduce pressure values by 20% for each increase of 100°C / 212°F. Other sizes available under demand.

## ADAPTSIL®

Ø INT		WALL THICKNESS		WORKING PRESSURE ISO 1402/2009		BURSTING PRESSURE ISO 1402/2009	
mm	inch	+1/-0.5mm	+0.04/-0.02"	Bar at 20°C	Psi at 68°F	Bar at 20°C	Psi at 68°F
13	1/2	5,8	0,23	16,1	234	48,3	701
19	3/4	5,8	0,23	14	204	42,1	611
25	1	5,8	0,23	13,4	194	40,1	582
38	1 1/2	5,8	0,23	10,4	151	31,2	453
51	2	5,8	0,23	8,3	120	24,8	360
63	2 1/2	5,8	0,23	6,1	89	18,4	267
76	3	5,8	0,23	4,9	72	14,8	215

\* Pressure data hold at room temperature. Please reduce pressure values by 20% for each increase of 100°C / 212°F. Other sizes available under demand.

## VENA® FOOD

INNER DIAMETER		OUTER DIAMETER		WORKING PRESSURE ISO 1402/2009		BURSTING PRESSURE ISO 1402/2009		BENDING RADIUS ISO 10619-1	
mm	inch	+1/ -0.5 mm	+0.04/ -0.02 inch	Bar at 20°C	Psi at 68°F	Bar at 20°C	Psi at 68°F	mm	inch
16	5/8	26	1.02	10	145	30	435	96	3.78
19	3/4	29	1.14	10	145	30	435	115	4.53
25	1	37	1.46	10	145	30	435	150	5.91
32	1 1/4	45	1.77	10	145	30	435	200	7.87
38	1 1/2	51	2.01	10	145	30	435	230	9.06
51	2	65	2.56	10	145	30	435	300	11.81
63	2 1/2	78	3.07	10	145	30	435	380	14.96
76	3	92	3.62	10	145	30	435	450	17.72

\* Pressure data hold at room temperature. Please reduce pressure values by 20% for each increase of 100°C / 212°F. Other sizes available under demand.

## VENA® PROCESS

INNER DIAMETER		OUTSIDE DIAMETER		WORKING PRESSURE ISO 1402/2009		BURSTING PRESSURE ISO 1402/2009		BENDING RADIUS ISO 10619-1	WEIGHT
Tolerances Acc. ISO 1307		Tolerances Acc. EN12115		Bar at 20°C	Psi at 68°F	Bar at 20°C	Psi at 68°F	mm	kg/m
mm	inch	mm	inch						
19	3/4	31	1.22	10	145	30	435	51	0.70
25	1	37	1.46	10	145	30	435	76	0.85
32	1 1/4	44	1.73	10	145	30	435	102	1.03
38	1 1/2	50	1.97	10	145	30	435	114	1.23
51	2	64	2.51	10	145	30	435	146	1.83
63	2 1/2	76	2.99	10	145	30	435	178	2.69
76	3	90	3.54	10	145	30	435	254	3.21
102	4	117	4.61	10	145	30	435	355	4.54

## VENA® TECHNIPUR® VAC FDA

INNER DIAMETER		WALL THICKNESS		WORKING PRESSURE		BURSTING PRESSURE		VACUUM RESISTANCE		BENDING RADIUS	
				ISO 1402/2009		ISO 1402/2009		ISO 7233/2006		ISO 10619-1	
mm	inch	+0.04/ -0.02 mm	+1.57x10 <sup>-3</sup> / -7.87x10 <sup>-4</sup> inch	Bar a 20°C	Psi a 68F	Bar a 20°C	Psi a 68F	Bar a 20°C	Psi a 68F	mm	inch
50	1.97	1,20	0,05	2,07	30,02	6,21	90,05	0,61	8,85	85	0,28
55	2.17	1,20	0,05	1,87	27,12	5,61	81,35	0,55	7,98	93	0,31
60	2.36	1,20	0,05	1,71	24,80	5,13	74,39	0,51	7,40	100	0,33
65	2.56	1,20	0,05	1,58	22,91	4,74	68,73	0,47	6,82	108	0,35
70	2.76	1,20	0,05	1,46	21,17	4,38	63,51	0,43	6,24	115	0,38
75	2.95	1,20	0,05	1,36	19,72	4,08	59,16	0,4	5,80	123	0,40
80	3.15	1,20	0,05	1,28	18,56	3,84	55,68	0,38	5,51	130	0,43
85	3.35	1,20	0,05	1,2	17,40	3,60	52,20	0,36	5,22	138	0,45
90	3.54	1,20	0,05	1,13	16,39	3,39	49,16	0,34	4,93	145	0,48
95	3.74	1,20	0,05	1,07	15,52	3,21	46,55	0,32	4,64	153	0,50
100	3.94	1,20	0,05	1,01	14,65	3,03	43,94	0,3	4,35	160	0,52
105	4.13	1,20	0,05	0,96	13,92	2,88	41,76	0,29	4,21	168	0,55
110	4.33	1,20	0,05	0,92	13,34	2,76	40,02	0,27	3,92	175	0,57
115	4.53	1,20	0,05	0,88	12,76	2,64	38,28	0,26	3,77	183	0,60
120	4.72	1,20	0,05	0,84	12,18	2,52	36,54	0,25	3,63	190	0,62
125	4.92	1,20	0,05	0,81	11,75	2,43	35,24	0,24	3,48	198	0,65
130	5.12	1,20	0,05	0,77	11,17	2,31	33,50	0,23	3,34	205	0,67
135	5.31	1,20	0,05	0,75	10,88	2,25	32,63	0,22	3,19	213	0,70
140	5.51	1,20	0,05	0,72	10,44	2,16	31,32	0,22	3,19	220	0,72
145	5.71	1,20	0,05	0,69	10,01	2,07	30,02	0,21	3,05	228	0,75
150	5.91	1,20	0,05	0,67	9,72	2,01	29,15	0,2	2,90	235	0,77
155	6.10	1,20	0,05	0,65	9,43	1,95	28,28	0,19	2,76	243	0,80
160	6.30	1,20	0,05	0,63	9,14	1,89	27,41	0,19	2,76	250	0,82
165	6.50	1,20	0,05	0,61	8,85	1,83	26,54	0,18	2,61	258	0,85

\* Pressure data hold at room temperature. Please reduce pressure values by 20% for each increase of 100°C / 212°F. Other sizes available under demand.

## VENA® TECHNIPUR® S100

INNER DIAMETER		WALL THICKNESS		WORKING PRESSURE		BURSTING PRESSURE	
				ISO 1402/2009		ISO 1402/2009	
mm	inch	+1/-0.5 mm	+0.04/ -0.02 inch	Bar at 20°C	Psi at 68°F	Bar at 20°C	Psi at 68°F
20	0,79	3,6	0,14	10,44	151,35	31,31	466,54
25	0,98	3,6	0,14	9,40	136,27	28,19	408,80
30	1,18	3,6	0,14	8,46	122,68	25,38	368,05
32	1,26	3,6	0,14	8,11	117,64	24,34	352,92
35	1,38	3,6	0,14	7,62	110,46	22,85	331,37
38	1,5	3,6	0,14	7,15	103,71	21,46	311,14
40	1,57	3,6	0,14	7,12	103,24	21,36	309,71
45	1,77	3,6	0,14	6,17	89,53	18,52	268,60
51	2,01	3,6	0,14	5,44	78,93	16,33	236,80
60	2,36	3,6	0,14	4,51	65,34	13,52	196,02
63,5	2,5	3,6	0,14	4,19	60,71	12,56	182,13
70	2,76	3,6	0,14	3,65	52,96	10,96	158,89
76	2,99	3,6	0,14	3,22	46,69	9,66	140,08
82	3,23	3,6	0,14	2,84	41,17	8,52	123,50
90	3,54	3,6	0,14	2,40	34,80	7,20	104,40
102	4,02	3,6	0,14	1,87	27,05	5,60	81,14
114	4,49	3,6	0,14	1,45	21,02	4,35	63,07
127	5	3,6	0,14	1,10	16,00	3,31	48,00
152	5,98	3,6	0,14	N/A	N/A	N/A	N/A
180	7,09	3,6	0,14	N/A	N/A	N/A	N/A

## VENA® TECHNIPUR® S200

INNER DIAMETER		WALL THICKNESS		WORKING PRESSURE		BURSTING PRESSURE	
mm	inch	+1/-0.5 mm	+0.04/-0.02 inch	ISO 1402/2009 Bar at 20°C	ISO 1402/2009 Psi at 68°F	ISO 1402/2009 Bar at 20°C	ISO 1402/2009 Psi at 68°F
13	0,51	4,50	0,18	12,17	176,47	36,50	529,25
16	0,63	4,50	0,18	11,54	167,33	34,61	501,84
20	0,79	4,50	0,18	10,73	155,51	32,18	466,54
25	0,98	4,50	0,18	9,75	141,43	29,26	424,29
30	1,18	4,50	0,18	8,83	128,02	26,49	384,06
32	1,26	4,50	0,18	8,47	122,85	25,42	368,54
35	1,38	4,50	0,18	7,95	115,29	23,85	345,87
38	1,5	4,50	0,18	7,45	107,98	22,34	323,93

## VENA® ABRASIL

INNER DIAMETER		WALL THICKNESS		WORKING PRESSURE		BURSTING PRESSURE		BENDING RADIUS	
				ISO 1402/2009		ISO 1402/2009		ISO 10619-1	
mm	inch	+1/-0.5 mm	+0.04/-0.02 inch	Bar at 20°C	Psi at 68°F	Bar at 20°C	Psi at 68°F	mm	inch
6	1/4	5.0	0.20	14.5	210.3	43.5	630.9	28.6	1.13
10	3/8	5.0	0.20	13.7	199.3	41.2	598.0	34.4	1.35
13	1/2	5.0	0.20	13.2	191.3	39.6	574.0	39.1	1.54
16	5/8	5.0	0.20	12.7	183.5	38.0	550.6	44.3	1.74
19	3/4	5.0	0.20	12.1	175.9	36.4	527.7	49.7	1.96
22	7/8	5.0	0.20	11.6	168.5	34.8	505.4	55.6	2.19
25	1	5.0	0.20	11.1	161.2	33.3	483.7	61.8	2.43
32	1 1/4	5.0	0.20	10.0	145.1	30.0	435.2	77.7	3.06
38	1 1/2	5.0	0.20	9.1	132.0	27.3	396.0	92.9	3.66
51	2	5.0	0.20	7.3	106.3	22.0	318.9	130.8	5.15
63	2 1/2	5.0	0.20	5.9	85.7	17.7	257.2	171.8	6.76
76	3	5.5	0.22	4.6	66.8	13.8	200.4	222.8	8.77
102	4	5.5	0.22	2.7	39.6	8.2	118.7	345.2	13.59

## VENA® ABRASIL PL

INNER DIAMETER		WALL THICKNESS		WORKING PRESSURE		BURSTING PRESSURE		BENDING RADIUS ISO 10619-1	
				ISO 1402/2009		ISO 1402/2009			
mm	inch	+1/-0.5mm	+0.04/-0.02 inch	Bar at 20°C	Psi at 68°F	Bar at 20°C	Psi at 68°F	mm	inch
6	1/4	5.0	0.20	10.5	152.5	31.6	457.6	24.6	0.97
8	5/16	5.0	0.20	9.5	138.0	28.5	413.9	25.2	0.99
10	3/8	5.0	0.20	8.7	126.6	26.2	379.9	25.9	1.02
13	1/2	5.0	0.20	7.8	113.3	23.4	340.0	27.1	1.07
16	5/8	5.0	0.20	7.1	102.8	21.3	308.4	28.4	1.12
19	3/4	5.0	0.20	6.5	94.1	19.5	282.3	29.9	1.18
22	7/8	5.0	0.20	6.0	86.7	17.9	260.0	31.5	1.24
25	1	5.0	0.20	5.5	80.2	16.6	240.6	33.3	1.31
32	1 1/4	5.0	0.20	4.7	67.7	14.0	203.0	38.1	1.50
38	1 1/2	5.0	0.20	4.1	59.0	12.2	176.9	42.9	1.69
51	2	5.5	0.20	3.0	44.1	9.1	132.2	55.5	2.18
63	2 1/2	5.0	0.20	2.3	33.3	6.9	100.0	115.4	4.54
76	3	5.5	0.22	1.6	23.8	4.9	71.5	194.8	7.67
102	4	5.5	0.22	0.6	8.9	1.8	26.7	425.9	16.77

● NUTRITION AND PERSONAL CARE

## PHARMALoader®

NOMINAL CLAMP Ø	CLAMP HEAD Ø	INNER Ø	OVERALL LENGHT		WORKING PRESSURE	
			inch	mm	Bar	Psi
1	50,5	22,1	4	102	1,00	14
1 1/2	50,5	34,7	4	102	0,90	13
2	64	47,5	4	102	0,80	11
2 1/2	77,5	60	4	102	0,70	10
3	91	73	6	152	0,60	8
4	119	97,6	6	152	0,50	7
5	155	125	7	178	0,40	5
6	183	150	7	178	0,35	5
6	167	147	7	178	0,35	5
8	233,5	200	7	178	0,20	3
8	218	198	7	178	0,20	3
10	270	250	8	204	0,10	1

\* Pressure data hold at room temperature. Please reduce pressure values by 20% for each increase of 100°C / 212°F. Other sizes available under demand.

## PHARMALoader HP®

NOMINAL CLAMP Ø	CLAMP HEAD Ø	INNER Ø	OVERALL LENGHT	WORKING PRESSURE	BURSTING PRESSURE
inch	mm	mm	mm(inches)	Bar	Bar
1 1/2"	50.5	34.7	4" (102)	5.7	17
2"	64	47.5	4" (102)	4.0	12
3"	91	73.0	6"(152)	2.6	7.9

\* Pressure data hold at room temperature. Please reduce pressure values by 20% for each increase of 100°C / 212°F. Other sizes available under demand.

## VENA® FLEXIP

INNER DIAMETER		WALL THICKNESS		WORKING PRESSURE		BURSTING PRESSURE		BENDING RADIUS	
mm	inch	+1/ -0.5 mm	+0.04/-0.02 inch	Bar at 20°C	Psi at 68°F	Bar at 20°C	Psi at 68°F	mm	inch
6	1/4	5,50	0,22	32,70	474,40	98,10	1423,20	29	1,14
8	5/16	5,50	0,22	31,20	452,00	93,50	1356,00	31	1,22
10	3/8	5,50	0,22	29,70	430,30	89,00	1290,80	34	1,34
13	1/2	5,50	0,22	27,50	398,90	28,50	1196,70	39	1,54
16	5/8	5,50	0,22	25,40	369,00	76,30	1107,10	45	1,77
19	3/4	5,50	0,22	23,50	340,60	70,50	1021,80	54	2,13
22	7/8	5,50	0,22	21,60	313,70	64,90	941,00	60	2,36
25	1	5,50	0,22	19,90	288,20	59,60	864,50	68	2,68
32	1 1/4	5,50	0,22	16,20	234,50	48,50	703,40	94	3,70
38	1 1/2	5,50	0,22	13,40	194,80	40,30	584,40	112	4,41
51	2	5,50	0,22	8,90	129,10	26,70	387,20	144	5,67
63	2 1/2	5,50	0,22	6,40	92,90	19,20	278,80	181	7,13
76	3	6,00	0,24	5,50	80,40	16,60	241,10	232	9,13

\* Pressure data hold at room temperature. Please reduce pressure values by 20% for each increase of 100°C / 212°F. Other sizes available under demand.

## VENA® FLEXPURE

INNER DIAMETER		WALL THICKNESS		WORKING PRESSURE		BURSTING PRESSURE		BENDING RADIUS	
mm	inch	+1/ -0.5 mm	+0.04/-0.02 inch	Bar at 20°C	Psi at 68°F	Bar at 20°C	Psi at 68°F	mm	inch
19,10	3/4	3,80	0,150	10	145	30	435	65	2,56
21,00	7/8	4,10	0,161	10	145	30	435	80	3,15
25,50	1	4,20	0,165	10	145	30	435	90	3,54
31,80	1 1/4	4,65	0,183	10	145	30	435	125	4,92
38,10	1 1/2	5,00	0,197	10	145	30	435	155	6,10

## VENAFLON® HF

INNER DIAMETER		WALL THICKNESS ISO 1307		WORKING PRESSURE ISO 1402		BENDING RADIUS ISO 10619-1	
mm	inch	+- 0.8 mm	+- 0.03 inch	Bar at 20°C	Psi at 68°F	mm	inch
10	3/8	6,0	0,24	10	145,04	40	1,58
13	1/2	6,0	0,24	10	145,04	45	1,77
16	5/8	6,0	0,24	10	145,04	55	2,17
19	3/4	6,0	0,24	10	145,04	65	2,56
25	1	6,0	0,24	10	145,04	85	3,35
32	1 1/4	6,0	0,24	10	145,04	120	4,72
38	1 1/2	6,5	0,26	10	145,04	140	5,51
51	2	8,0	0,31	10	145,04	180	7,09
63,5	2 1/2	8,0	0,31	5	72,52	320	12,60
76	3	8,0	0,31	5	72,52	380	14,96
100	4	9,0	0,35	3	43,51	500	19,69

## VENAFLON® FULL-X

INNER DIAMETER		WALL THICKNESS		WORKING PRESSURE ISO 1402/2009		BENDING RADIUS ISO 10619-1	
mm	inch	+1/-0.5 mm	+0.04/-0.02 inch	Bar at 20°C	Psi at 68°F	mm	inch
13	1/2	6	0,24	10	145,04	135	5,31
19	3/4	6	0,24	10	145,04	188	7,40
25	1	6	0,24	10	145,04	225	8,85
32	1 1/4	6,5	0,26	10	145,04	262	10,31
38	1 1/2	6,5	0,26	10	145,04	338	13,30
51	2	7,25	0,28	10	145,04	412	16,22
63,5	2 1/2	8	0,31	10	145,04	450	17,71
76	3	8	0,31	10	145,04	525	20,66
100	4	8,5	0,33	10	145,04	700	27,56

\* Pressure data hold at room temperature. Please reduce pressure values by 20% for each increase of 100°C / 212°F. Other sizes available under demand.

## VENAFLON® HF-X

INNER DIAMETER		WALL THICKNESS ISO 1307		WORKING PRESSURE ISO 1402		BENDING RADIUS ISO 10619-1	
mm	inch	+0,8/ -0,8 mm	+-0,03 inch	Bar a 20°C	Psi at 68°F	mm	inch
13	1/2	6	0,24	10	145,04	120	4,72
19	3/4	6	0,24	10	145,04	120	4,72
25	1	6	0,24	10	145,04	150	5,91
32	1 1/4	6	0,24	10	145,05	200	7,87
38	1 1/2	6,5	0,26	10	145,05	250	9,84
51	2	8	0,31	10	145,05	300	11,81
63,5	2 1/2	8	0,31	5	72,52	380	14,96
76	3	8	0,31	5	72,52	460	18,11

\* Pressure data hold at room temperature. Please reduce pressure values by 20% for each increase of 100°C / 212°F. Other sizes available under demand.

## VENAFLON® HR

INNER DIAMETER		WALL THICKNESS		WORKING PRESSURE		BENDING RADIUS	
mm	inch	+1/ -0.5 mm	+0.04/-0.02 inch	ISO 1402/2009 Bar at 20°C	ISO 1402/2009 Psi at 68°F	ISO 1746/1998 mm	ISO 1746/1998 inch
13	1/2	6	0,24	10	145	60	2,4
16		6	0,24	10	145	75	2,9
19	3/4	6	0,24	10	145	90	3,5
25	1	6	0,24	10	145	140	5,5
32	1 1/4	6,5	0,26	10	145	200	7,8
38	1 1/2	6,5	0,26	10	145	250	9,8
51	2	7,25	0,28	10	145	300	11,8
63,5	2,5	8	0,31	10	145	380	14,9
76	3,00	8	0,31	10	145	500	19,6
100	3,9	8,5	0,33	10	145	600	24

## VITOSIL®

INNER DIAMETER		WALL THICKNESS		WORKING PRESSURE ISO 1402/2009		BURSTING PRESSURE ISO 1402/2009		BENDING RADIUS ISO 10619-1	
mm	inch	+1/ -0.5 mm	+0.04/ -0.02 inch	Bar at 20°C	Psi at 68°F	Bar at 20°C	Psi at 68°F	mm	inch
25	1	6,5	0,26	13,3	192,9	40,0	580,2	111	4,37
38	1½	6,5	0,26	10,3	149,4	31,0	449,6	159	6,26
51	2	6,5	0,26	8,3	120,4	25,0	362,6	209	8,23
63	2½	6,5	0,26	6,7	97,2	20,0	290,1	237	9,33
76	3	6,5	0,26	5,3	76,9	16,0	232,1	346	16,62
102	4	7,2	0,28	3,7	53,7	11,0	159,5	412	16,22

## VENA® STEAMFLOW

INNER DIAMETER		WALL THICKNESS		WORKING PRESSURE ISO 1402/2009		BURSTING PRESSURE ISO 1402/2009		BENDING RADIUS ISO 10619-1	
mm	inch	+1/ -0.5 mm	+0.04/ -0.02 inch	Bar at 20°C	Psi at 68°F	Bar at 20°C	Psi at 68°F	mm	inch
10	3/8	6,5	0,26	21,3	308,9	63,9	926,8	123,8	4,9
13	1/2	6,5	0,26	19,4	281,4	58,2	844,1	135,3	5,3
16	5/8	6,5	0,26	17,1	247,5	51,2	742,6	148,2	5,8
19	3/4	6,5	0,26	15,3	221,4	45,8	664,3	162,4	6,4
25	1	6,5	0,26	11,4	165,3	34,2	496,0	194,7	7,7
32	1¼	6,5	0,26	9,9	143,1	29,6	429,3	239,1	9,4
38	1½	6,5	0,26	9,6	139,7	28,9	419,2	283	11,1
50	2	6,5	0,26	8,6	124,7	25,8	374,2	396	15,6

# 6. Chemical Compatibility



	SILICONE	FKM	FEF/PFA/PTEF	IR
butyl acrylate	-	D	A	D
butyl alcohol	B	A	A	B
butyl amine	B	D	A	D
butyl benzoate	-	A	A	B
butyl butyrate	-	A	A	A
butyl carbitol	D	C	A	A
butyl cellosolve	-	D	A	A
butyl cellosolve adipate	B	B	A	B
butyl ether	D	D	A	C
butyl oleate	-	A	A	B
butyl stearate	-	A	A	B
butylene	D	A	A	D
butyraldehyde	D	D	A	B
butyric acid	-	B	A	B

**C**

calcine liquors	-	A	A	A
calcium acetate	D	D	A	A
calcium bisulfite	A	A	A	D
calcium carbonate	A	A	A	A
calcium chloride	A	A	A	A
calcium cyanide	A	-	A	A
calcium hydroxide	A	A	A	A
calcium hypochloride	-	A	A	A
calcium hypochlorite	B	A	A	A
calcium nitrate	B	A	A	A
calcium phosphate	A	A	A	A
calcium salts	B	A	A	A
calcium silicate	-	A	A	A
calcium sulfide	B	A	A	A
calcium sulfite	A	A	A	A
calcium thiosulfate	A	A	A	A
caliche liquors	B	A	A	A
cane sugar liquors	A	A	A	A
caproic aldehyde	B	D	A	B
carbanate	-	A	A	B
carbitol	B	B	A	B
carbolic acid	D	A	A	B
carbon bisulfide	-	A	A	D
carbon dioxide, dry	B	B	A	B
carbon dioxide, wet	B	B	A	B
carbon disulfide	-	A	A	D
carbon monoxide	A	A	A	A
carbon tetrachloride	D	A	A	D
carbonic acid	A	A	A	A
castor oil	A	A	A	B
cellosolve	D	D	A	B
cellosolve acetate	D	D	A	B
cellosolve butyl	D	D	A	B
celluguard	A	A	A	A
cellulube A60 (now fyrquel)	-	B	A	A
cellulube 90,100,150,220,300 and 500	A	A	A	A

	SILICONE	FKM	FEF/PFA/PTEF	IR
cellultherm 2505A	-	A	A	D
cetate (hexadecane)	D	A	A	D
china wood oil (tunf oil)	D	A	A	C
chloroacetic acid	-	D	A	B
chlorodane	D	A	A	D
chlorextol	D	A	A	D
chlorinated salt brine	D	A	A	D
chlorinated solvents, dry	D	A	A	D
chlorinated solvents, wet	D	A	A	D
chlorine, dry	D	A	A	D
chlorine, wet	-	A	A	C
chlorine dioxide	-	A	A	C
chlorine dioxide (8%Cl as NAC102 in solution)	-	A	A	D
chlorine trifluoride	D	D	A	D
chloroacetone	D	D	A	A
chloroacetic acid	-	-	A	B
chlorobenzene	D	A	A	D
chlorobenzene (mono)	D	A	A	D
chlorobromo methane	D	B	A	B
chlorobutadiene	D	A	A	D
chlorododecane	D	A	A	D
chloroform	D	A	A	D
O-chloroaphtanene	D	A	A	D
l-chloro-l-nitro ethane	D	C	A	D
chlorosulfonic acid	D	C	A	D
chlorotoluene	D	A	A	D
chlorox	-	A	A	B
O-chlorphenol	D	A	A	D
chrome alum	A	A	A	A
chrome plating solution	B	A	A	D
chromic acid	C	A	A	C
chromic oxide 88 Wt, % aqueous solution	B	A	A	B
circo light process oil	D	A	A	D
citric acid	A	A	A	A
city service koolmo- tor-AP gear oil 140 E,P,Lube	D	A	A	D
city service pacemaker #2	D	A	A	D
city service #65,#120,#250	D	A	A	D
cobalt chloride	B	A	A	A
cobalt chloride, 2N	A	A	A	A
cocoanut oil	A	A	A	C
cod liver oil	B	A	A	A
coffe	A	A	A	A
coke oven gas	B	A	A	D
coliche liquors	-	-	A	B
convelex 10	D	-	A	-
coolanol (monsanto)	D	A	A	D
coolanol 45 (monsanto) +A269	D	A	A	D
copper acetate	D	D	A	A
copper chloride	A	A	A	A
copper cyanide	A	A	A	A
copper salts	A	A	A	A
copper sulfate	A	A	A	B

	SILICONE	FKM	FEF/PFA/PTEF	IR
copper sulfate 10%	A	A	A	B
copper sulfate 50%	A	A	A	B
corn oil	A	A	A	C
cottonseed oil	A	A	A	C
creosol	D	A	A	D
creosote	D	A	A	D
creosote, coal tard	D	A	A	D
creosote, wood	D	A	A	D
creosylic acid	D	A	A	D
crude oil	D	A	A	D
cumene	D	A	A	D
cutting oil	D	A	A	D
cyclohexane	D	A	A	D
cyclohexanol	D	A	A	D
cyclohexanone	D	D	A	B
P-cymene	D	A	A	D

**D**

decalin	D	A	A	D
decane	B	A	A	D
delco brake fluid	C	D	A	A
denatured alcohol	A	A	A	A
detergent solutions	A	A	A	A
developing fluids (photo)	A	A	A	B
dextrin	D	A	A	D
diacetone	D	D	A	A
diacetone alcohol	D	D	A	A
diazinon	D	B	A	D
dibenzyl ether	-	D	A	B
dibenzyl sebacate	C	B	A	B
dibromoethyl benzene	D	A	A	D
dibutylamine	C	D	A	D
dibutyl ether	D	C	A	C
dibutyl phthalate	B	B	A	C
dibutyl sebacate	B	B	A	B
O-dichlorobenzene	D	A	A	D
P-dichlorobenzene	D	-	A	D
dichloro-butane	D	A	A	D
dichloro-isopropyl ether	D	C	A	C
dicyclohexylamine	-	D	A	D
diesel oil	D	A	A	D
di-ester lubricant MIL-L-7808	D	A	A	D
di-ester synthetic lubricants	D	A	A	D
diethylamine	B	D	A	B
diethyl benzene	D	A	A	D
diethyl ether	D	D	A	D
diethyl sebacate	B	B	A	B
diethylene glycol	B	A	A	A
difluorodibromomethane	D	-	A	B
diisobutylene	D	A	A	D
diisooctyl sebacate	C	B	A	C
diisopropyl benzene	-	A	A	D
diisopropyl ketone	D	D	A	A
dimethyl aniline	-	D	A	B

	SILICONE	FKM	FFP/PFA/PTFE	IIR
dimethyl formamide	B	D	A	B
dimethyl phthalate	-	B	A	B
dinitro toluene	D	D	A	D
dioctyl phthalate	C	B	A	B
dioctyl sebacate	C	B	A	B
dioxane	D	D	A	B
dioxolane	D	D	A	B
dipentene	A	A	A	D
diphenyl	D	A	A	D
diphenyl oxides	C	A	A	D
dow chemical 50-4	-	D	A	A
dow chemical ET378	D	-	A	-
dow chemical ET588	-	D	A	B
dow corning-3	C	A	A	A
dow corning-4	C	A	A	A
dow corning-5	C	A	A	A
dow corning-11	C	A	A	A
dow corning-33	C	A	A	A
dow corning-44	C	A	A	A
dow corning-55	C	A	A	A
dow corning-200	C	A	A	A
dow corning-220	C	A	A	A
dow corning-510	C	A	A	A
dow corning-550	C	A	A	A
dow corning-704	-	A	A	A
dow corning-705	-	A	A	A
dow corning-710	C	A	A	A
dow corning-1208	C	A	A	A
dow corning-4050	C	A	A	A
dow corning-6620	C	A	A	A
dow corning-F60	C	A	A	A
dow corning-F61	B	A	A	A
dow corning-XF60	C	A	A	A
dow guard	A	A	A	A
dowtherm oil	B	A	A	D
dowtherm A or E	D	A	A	D
dowtherm 209.50%so- lution	C	D	A	A
driking water	A	A	A	A
dry cleaning fluids	D	A	A	D
DTE light oil	D	A	A	D

E				
elco 28-EP lubricant	B	A	A	D
epichlorohydrin	D	D	A	B
epoxy resins	-	D	A	A
esam-6 fluid	-	D	A	A
esso fuel 208	B	A	A	D
esso golden gasoline	D	A	A	D
esso motor oil	D	A	A	D
esso transmission fluid (typeA)	D	A	A	D
esso WS3812 (MIL-L-7808 A)	D	A	A	D
esso SP90-EP lubricant	D	A	A	D
esstic 42,43	B	A	A	D
ethane	D	A	A	D

	SILICONE	FKM	FFP/PFA/PTFE	IIR
ethanol	A	A	A	A
ethanol amine	B	D	A	B
ethers	D	C	A	C
ethyl acetate-organic ester	B	D	A	B
ethyl acetoacetate	B	D	A	B
ethyl acrylate	B	D	A	B
ethyl acrylic acid	D	-	A	B
ethyl alcohol	B	A	A	A
ethyl benzene	D	A	A	D
ethyl benzoate	D	A	A	D
ethyl bromide	-	A	A	D
ethyl cellosolve	D	D	A	B
ethyl cellulose	C	D	A	B
ethyl chloride	D	A	A	A
ethyl chlorocarbonate	D	A	A	D
ethyl chloroformate	D	A	A	D
ethyl cyclopentane	D	A	A	D
ethyl ether	D	D	A	C
ethyl formate	-	A	A	B
ethyl hexanol	B	A	A	A
ethyl mercaptan	C	B	A	D
ethyl oxalate	D	A	A	D
ethyl pentachloroben- zene	D	A	A	D
ethyl silicate	-	A	A	A
ethylene	-	A	A	-
ethylene chloride	D	B	A	D
ethylene chlorohydrin	C	A	A	B
ethylene diamine	A	D	A	A
ethylene dibromide	D	A	A	C
ethylene dichloride	D	A	A	C
ethylene glycol	A	A	A	D
ethylene oxide	D	D	A	C
ethylene trichloride	D	A	A	C
ethylmorpholene stan- nous octoate (50/50) mixture	-	D	A	B

F				
F-60 fluid (dow corning)	D	A	A	A
F-61 fluid (dow corning)	D	A	A	A
fatty acids	C	A	A	D
FC-43 hetacosofluorotri- butylamine	A	A	A	A
FC75 fluorocarbon	A	B	A	A
ferric chloride	B	A	A	A
ferric nitrate	C	A	A	A
ferric sulfate	B	A	A	A
fish oil	A	A	A	A
fluoboric acid	-	-	A	A
fluorine (liquid)	D	B	A	C
fluorobenzene	D	A	A	D
fluorocarbon oils	-	-	A	A
fluorolube	A	B	A	A
fluorinated cyclic ethers	-	-	A	A
fluosilicic acid	-	-	A	-
formaldehyde	B	D	A	A

	SILICONE	FKM	FFP/PFA/PTFE	IIR
formic acid	B	C	A	A
freon,11	D	A	A	D
freon,12	D	B	A	B
freon, 12&ASTM-oil#2 (50/50 mixture)	D	A	A	D
freon, 12&SUNISO 4G (50/50 mixture)	D	A	A	D
freon,13	D	A	A	A
freon, 13B1	D	A	A	A
freon,14	D	A	A	A
freon,21	D	D	A	D
freon,22	D	D	A	A
freon,22&ASTM OIL#2D (50/50 mixture)	B	A	A	B
freon,31	-	D	A	A
freon,32	-	D	A	A
freon,112	D	A	A	D
freon, 113	D	B	A	D
freon,114	D	B	A	A
freon,114B2	D	B	A	D
freon,115	D	B	A	A
feron,142b	-	D	A	A
freon,152a	-	D	A	A
freon, 218	-	A	A	A
freon, C316	-	-	A	A
freon, C318	-	A	A	A
freon, 502	-	B	A	A
freon, BF	D	A	A	D
freon, MF	D	B	A	D
freon, TF	D	B	A	D
freon, TA	A	C	A	A
freon, TC	D	A	A	B
freon, TMC	C	A	A	B
freon, t-P35	A	A	A	A
freon, T-WD602	D	A	A	B
freon, PCA	D	B	A	D
fuel oil	D	A	A	D
fuel oil acidic	A	A	A	D
fuel oil #6	A	A	A	D
fumaric acid	B	A	A	-
fuming sulphuric acid (20/25% oleum)	D	A	A	D
furan	-	-	A	C
furfural	D	D	A	B
furfuraldehyde	D	D	A	B
furfural alcohol	D	-	A	B
furyl carbinol	D	-	A	B
fyrquel A60	C	D	A	B
fyrquel 90, 100, 150, 220, 300 500	A	A	A	A

G				
gallic acid	-	A	A	B
gasoline	D	A	A	D
gelatin	A	A	A	A
grilling brake fluid	-	D	A	A
glacial acetic-acid	B	D	A	B
glauber's salt	-	B	A	B

Resistance to different products:  
**A - excellent**    **B - good**    **C - insufficient**    **D - unsatisfactory**

Resistance to different products:

A - excellent  
B - good

C - insufficient

D - unsatisfactory

	SILICONE	FKM	FE/PPFA/PTEE	IR
glucose	A	A	A	A
glue (depending on type)	A	A	A	A
glycerine-glycerol	A	A	A	A
glycols	A	A	A	A
green sulphate liquor	A	A	A	A
gulfcrown grease	D	A	A	D
gulf endurance oils	D	A	A	D
gulf FR fluids (emulsion)	D	A	A	D
gulf FRG-fluids	A	A	A	A
gulf FRp-fluids	A	B	A	B
gulf harmony oils	D	A	A	D
gulf high temperature grease	D	A	A	D
gulf lesion oils	D	A	A	D
gulf paraount oils	D	A	A	D
gulf security oils	D	A	A	D

H				
halotane	D	A	A	D
halowax oil	D	A	A	D
hannifn lube A	B	A	A	D
heavy water	A	-	A	A
HEF-2 (high energy fuel)	D	A	A	D
helium	A	A	A	A
N-heptane	D	A	A	D
N-hexaldehyde	B	D	A	B
hexane	D	A	A	D
N-hexane-1	D	A	A	D
hexyl alcohol	B	A	A	C
high viscosity lubricant U14	A	A	A	A
high viscosity lubricant H2	A	A	A	A
hilo MS #1	C	D	A	B
houghto-safe271 (water and glycol base)	B	B	A	A
houghto-safe 620(water/glycol)	B	B	A	A
houthto-safe 1010 phosphate ester	C	A	A	A
houghto-safe 1055 phosphate ester	C	A	A	A
houghto-safe 1120 phosphate ester	C	A	A	A
houghto-safe 5040 (water/oil emulsion)	C	A	A	D
hydraulic oil (petroleum-base)	C	A	A	D
hydrazine	C	-	A	A
hydrobromic acid	D	C	A	A
hydrobromic acid 40%	D	A	A	A
hydrocarbons (saturated)	D	A	A	D
hydrochloric acid hot 37%	D	A	A	C
hydrochloric acid cold 37%	B	A	A	A
hydrochloric acid 3 M	D	A	A	A
hydrochloric acid concentrated	D	A	A	C
hydrocyanic acid	C	A	A	A

	SILICONE	FKM	FE/PPFA/PTEE	IR
hydro-drive, MIH-50 (petroleum base)	B	A	A	D
hydro-drive, MIH-10 (petroleum base)	B	A	A	D
hydrofluoric acid, 65% max.cold	D	A	A	A
hydrofluoric acid, 65% min.cold	D	A	A	C
hydrofluoric acid, 65% max.hot	D	C	A	D
hydrofluoric acid, 65% min.hot	D	C	A	D
hydrofluosilicic acid	D	A	A	A
hydrogen gas	C	A	A	A
hydrogen peroxide	A	A	A	A
hydrogen 90%	B	B	A	C
hydrogen sulfide, dry	C	D	A	A
hydrogen sulfide, wet	C	D	A	A
hydrolube-water/ethylene glycol	B	A	A	A
hydroquinone	-	D	A	D
hydyne	D	D	A	A
hyjet	-	D	A	A
hyjet III	-	D	A	A
hyjet S	-	D	A	A
hyjet W	-	D	A	A
hypochlorous acid	-	A	A	B

I				
industron FF44	D	A	A	D
industron FF48	D	A	A	D
industron FF53	D	A	A	D
industron FF80	D	A	A	D
iodine	-	A	A	B
iodine pentafluoride	D	D	A	D
iodoform	-	-	A	A
isobutyl alcohol	A	A	A	A
iso-butyl N-butyrate	-	A	A	A
isododecane	-	A	A	D
iso-octane	D	A	A	D
isophorone (ketone)	D	D	A	A
isopropanol	A	A	A	A
isopropyl acetate	D	D	A	B
isopropyl alcohol	A	A	A	A
isopropyl chloride	D	A	A	D
isopropyl ether	D	D	A	D

J				
JP 3 (MIL-J-5624)	D	A	A	D
JP 4 (MIL-J-5624)	D	A	A	D
JP 5 (MIL-J-5624)	D	A	A	D
JP 6 (MIL-J-25656)	D	A	A	D
JP X (MIL-J-25604)	D	D	A	D

K				
kel F liquid	A	B	A	A
kerosene	D	A	A	D
keystone #87HX-grease	D	A	A	D

	SILICONE	FKM	FE/PPFA/PTEE	IR
L				
lactams-amino acids	-	D	A	B
lactic acid	A	A	A	A
lacquers	D	D	A	D
lacquer solvents	D	D	A	D
lard, animals fats	B	A	A	D
lavender oil	D	A	A	D
lead acetate	D	D	A	A
lead nitrate	B	-	A	A
lead sulfamate	B	A	A	A
lehigh x 1169	D	A	A	D
lehigh x 1170	D	A	A	D
light greas	D	A	A	D
ligroin (petroleum ether or benzine)	D	A	A	D
lime bleach	B	A	A	A
lime sulphur	A	A	A	A
lindol, hydraulic fluid (phosphate ester type)	C	B	A	A
linoleic acid	B	B	A	D
linseed oil	A	A	A	C
liquid oxygen	D	D	A	D
liquid petroleum gas (LPG)	C	A	A	D
liquimoly	D	A	A	D
lubricating oils, di-ester	D	A	A	D
lubricating oils, petroleum base	D	A	A	D
lye solutions	B	B	A	A

M				
magnesium chloride	A	A	A	A
magnesium hydroxyde	-	A	A	A
magnesium sulfate	A	A	A	A
magnesium sulfite	A	A	A	A
magnesium salt	A	A	A	A
malathion	D	A	A	D
maleic acid	-	A	A	D
maleic anhydride	-	A	A	D
malicacid	B	A	A	D
MCS312	A	A	A	D
MCS352	C	D	A	A
MCS463	C	D	A	A
mercuric chloride	-	A	A	A
mercury	-	A	A	A
mercury vapor	-	A	A	A
mesityl oxide (ketone)	D	D	A	B
methane	D	A	A	D
methanol	A	A	A	A
methyl acetate	D	D	A	B
methyl acetoacetate	B	D	A	B
methyl acrylate	D	D	A	B
methylacrylic acid	D	C	A	B
methyl alcohol	A	D	A	A
methyl benzoate	D	A	A	B
methyl bromide	-	A	A	D
methyl butyl ketone	D	D	A	A
methyl carbonate	D	A	A	D

	SILICONE	FKM	FEF/PPFA/PTFE	IR
methyl cellosolve	D	D	A	B
methyl cellulose	B	D	A	B
methyl chloride	D	A	A	C
methyl chloroformate	D	A	A	D
methyl D-bromide	D	A	A	-
methyl cyclopentane	D	A	A	D
methylene chloride	D	B	A	D
methylene dichloride	D	B	A	D
methyl ether	A	A	A	A
methyl ethyl ketone (MEK)	D	D	A	A
methyl ethyl ketone peroxyde	B	D	A	D
methyl format	B	-	A	B
methyl isobutyl ketone (MIBK)	D	D	A	C
methyl isopropyl ketone	D	D	A	B
methyl methacrylic	C	D	A	D
methyl oleate	-	A	A	B
methyl salicylate	-	-	A	B
milk	A	A	A	A
mineral oils	B	A	A	D
mobil 24 DTE	D	A	A	D
mobil HF	-	A	A	D
mobil delvac 1100,1110,1130	D	A	A	D
mobil nvac 20 and 30	A	A	A	A
mobil velocite C	D	A	A	D
mobilgas wa 200, type A automatic trans. Fluid	D	A	A	D
mobil oil SAE20	D	A	A	D
mobiltherm 600	D	A	A	D
mobilux	D	A	A	D
mono bromobenzene	D	A	A	D
mono chlorobenzene	D	A	A	D
monoethanolamine	B	D	A	B
monomerthyl aniline	-	B	A	-
monomerthylether	-	-	A	A
monomerthyl hydrazine	D	-	A	A
monotrotoluene & dini-trotoluene(40-60mix)	D	C	A	D
monovinyl acethylene	B	A	A	A
mopar brake fluid	C	D	A	A
mustard gas	A	-	A	A

## N

naphtha	D	A	A	D
naphthalene	D	A	A	D
napthenic	D	A	A	D
natural gas	A	A	A	D
neatsfoot oil	B	A	A	B
neon	A	A	A	A
neville acid	D	A	A	B
nickel acetate	D	D	A	A
nickel chloride	A	A	A	A
nickel salts	A	A	A	A
nickel sulfate	A	A	A	A
niter cake	A	A	A	A

	SILICONE	FKM	FEF/PPFA/PTFE	IR
nitric acid 3 M	D	A	A	B
nitric acid concentrated	D	A	A	D
nitric acid dilute	B	A	A	B
nitric acid red fuming (RFNA)	D	C	A	D
nitric acid inhidited red fuming (IRFNA)	D	B	A	D
nitrobenzene	D	B	A	D
nitrobenzine	-	A	A	C
nitroethane	D	D	A	B
nitrogene	A	A	A	A
nitrogene (textroixide) (N2O4)	D	D	A	D
nitromethane	D	D	A	B
nitropropane	D	D	A	B

## O

o-a-548 A	B	B	A	A
o-t-634b	D	A	A	D
octachlorotoluene	D	A	A	D
octadecane	D	A	A	D
N-octane	D	A	A	D
octyl alcohol	D	A	A	A
oleic acid	-	B	A	B
oleum (fuming sulfuric acid)	D	A	A	D
oleum spirits	D	A	A	D
olive oil	D	A	A	B
oronite 8200	D	A	A	D
oronite 8515	D	A	A	D
ortho-chloroethylbenzene	D	A	A	D
ortho-dichlorobenzene	D	A	A	D
os45 type III (os54)	D	A	A	D
os45 type IV (os45)	D	A	A	D
OS70	D	A	A	D
oxalic acid	B	A	A	A
oxygen, cold	A	A	A	A
oxygen, cold 200-400°F	B	B	A	D
ozone	A	A	A	A

## P

p-s-66 lb	D	A	A	D
p-d-680	D	A	A	D
paint thinner duco	D	B	A	D
palmitic acid	D	A	A	B
para-dichlorobenzene	D	A	A	D
par-al-keton	D	D	A	D
parker o lube	B	A	A	D
peanut oil	A	A	A	C
pentane 2 methyl	D	A	A	D
pentane, 2-4 dimethyl	D	A	A	D
pentane, 3 dimethyl	D	A	A	D
N-pentane	D	A	A	D
perchloric acid	D	A	A	B
perchloroethylene	D	A	A	D
petroleum oil, crude	D	A	A	D

	SILICONE	FKM	FEF/PPFA/PTFE	IR
petroleum oil, below 250°F	B	A	-	A
petroleum oil, above 250°F	D	B	A	D
phenol	D	A	A	B
phenol, 70%/30%H2O	D	A	A	D
phenol, 85%/15%H2O	D	A	A	D
phenylbenzene	D	A	A	D
phenyl ethy ether	D	D	A	D
phenyl hydrazine	-	A	A	D
phorone	D	D	A	B
phosphoric acid 20%	B	A	A	A
phosphoric acid 45%	D	A	A	B
phosphoric acid 3 M	B	A	A	A
phosphoric acid concentrated	C	A	A	B
phosphorus trichloride	-	A	A	A
pickling solution	D	B	A	C
picric acid H2O solution	D	A	A	B
picric acid molten	D	A	A	B
pinene	D	A	A	D
pine oil	D	A	A	D
piperidine	D	D	A	D
plating solutions, chrome	D	A	A	A
plating solutions, other	D	A	A	A
pneumatic service	D	A	A	A
polyvinyl acetate emulsion	D	-	A	A
potassium acetate	D	D	A	A
potassium chloride	A	A	A	A
potassium cupro cyanide	A	A	A	A
potassium cyanide	A	A	A	A
potassium dichromate	A	A	A	A
potassium hydroxide	C	B	A	A
potassium nitrate	A	A	A	A
potassium salts	A	A	A	A
potassium sulfate	A	A	A	A
potassium sulfite	A	A	A	A
prestone antifreeze	A	A	A	A
PRL-high temp.hydr.oil	B	A	A	D
producer gas	B	A	A	D
propane	D	A	A	D
propane propionitrile	D	A	A	D
propyl acetate	D	D	A	B
N-propyl acetone	D	D	A	A
propyl alcohol	A	A	A	A
propyl nitrate	D	D	A	B

## S

shell diala	D	A	A	D
shell iris 905	D	A	A	D
shell iris 3XF mine fluid (fire resist.hydr.)	-	A	A	D
shell iris tellus #2 pet. base	D	A	A	D
shell iris tellus #33	D	A	A	D
shell iris tellus UMF (5% aromatic)	D	A	A	D
shell Lo hydrax 27 & 29	D	A	A	D

Resistance to different products:  
**A - excellent**    **B - good**    **C - insufficient**    **D - unsatisfactory**

Resistance to different products:

**A - excellent**   **B - good**   **C - insufficient**   **D - unsatisfactory**

	SILICONE	FKM	FFP/PPA/PTFE	IR
shell macoma 72	D	A	A	D
silicate esters	D	A	A	D
silicone greases	C	A	A	A
silicone oils	C	A	A	A
silver nitrate	A	A	A	A
sinclair,opaline CX-EP-Llube	D	A	A	D
skelly,solvent B,C,E	-	A	A	D
skydrol 500	C	D	A	A
skydrol 7000	C	B	A	A
soap solution	A	A	A	A
socony mobile type A	D	A	A	D
socony vacuum AMV AC781 (grease)	D	A	A	D
socony vacuum PD959B	D	A	A	D
soda ash	A	A	A	A
sodium acetate	D	D	A	A
sodium bicarbonate (baking soda)	A	A	A	A
sodium bisulfite	A	A	A	A
sodium borate	A	A	A	A
sodium carbonate (sodium ash)	A	A	A	A
sodium chloride	A	A	A	A
sodium cyanide	A	A	A	A
sodium hydroxide	B	B	A	A
sodium hydrochlorite	B	A	A	B
sodium metaphosphate	-	A	A	A
sodium nitrate	D	-	A	A
sodium perborate	B	A	A	A
sodium peroxide	D	A	A	A
sodium phosphate (mono)	D	A	A	A
sodium phosphate (dibasic)	D	A	A	A
sodium phosphat (tribasic)	A	A	A	A
sodium salts	A	A	A	A
sodium silicate	-	A	A	A
sodium sulphate	A	A	A	A
sodium sulphide	A	A	A	A
sodium sulphite	A	A	A	A
sodium trisulfate	A	A	A	A
sovasol #1, 2 & 3	D	A	A	D
sovalsol # 73 & 74	D	A	A	D
soybean oil	A	A	A	C
spry	A	A	A	B
SR-6 fuel	D	A	A	D
SR-10 fuel	D	A	A	D
standard oil mobilube GX90-EP lube	D	A	A	D
stannic chloride	B	A	A	B
stannic chloride 50%	B	A	A	B
stannous chloride	B	A	A	A
stauffer 7700	D	A	A	D
steam, below 350°F	D	D	A	A
steam, above 350°F	D	D	A	C
stearic acid	B	-	A	B

	SILICONE	FKM	FFP/PPA/PTFE	IR
stoddard solvent	D	A	A	D
T				
TT-S-735,type II	D	A	A	D
TT-S-735,type III	D	A	A	D
TT-S-735,type IV	C	A	A	D
TT-S-735,type V	C	A	A	D
TT-S-735,type VI	C	A	A	D
TT-T-656b	D	D	A	A
tannic acid	B	A	A	A
tannic acid 10%	B	A	A	A
tar bituminous	B	A	A	D
tartaric acid	A	A	A	B
terpineol	-	A	A	C
tertiary butyl alcohol	B	A	A	B
tertiary butyl catechol	-	A	A	B
tertiary butyl mercaptan	D	A	A	D
tetrabromomethane	D	A	A	D
tertabutyl titanate	-	A	A	A
tetrachloroethylene	-	A	A	D
tetraethyl lead	-	A	A	D
"tetraethyl lead" blend	-	A	A	D
tetrahydrofuran	-	D	A	B
tetralin	D	A	A	D
texaco 3450 gear oil	D	A	A	D
texaco capella A & AA	D	A	A	D
texaco meropa #3	D	A	A	D
texaco regal B	D	A	A	D
texaco uni-ttemp grease	B	A	A	D
texamatic "A" trans.oil	D	A	A	D
texamatic 1581 fluid	D	A	A	D
texamatic 3401 fluid	D	A	A	D
texamatic 3525 fluid	D	A	A	D
texamatic 3528 fluid	D	A	A	D
texas 1500 oil	B	A	A	D
thiodol TP-90B	-	A	A	A
thiodol TP-95	-	A	A	A
thionyl chloride	-	A	A	D
tidewater oil-beedol	B	A	A	D
tidewaater oil multigear 140, EP lube	-	A	A	D
titanium tetrachloride	-	A	A	D
toluene	-	A	A	D
toluene discocyanids	-	D	A	B
transformer oil	B	A	A	D
transmission fluid type A	B	A	A	D
triacetin	-	D	A	A
triaryl phosphate	C	A	A	A
tributoxyethyl phosphate	-	A	A	A
tributyl mercaptan	D	A	A	D
tributyl phosphate	-	D	A	A
trichloroacetic acid	-	C	A	B
trichloroethane	D	A	A	D
trichloroethylene	D	A	A	D
tricesyl phosphate	C	B	A	A
triethanol amine	-	D	A	B

	SILICONE	FKM	FFP/PPA/PTFE	IR
triethyl aluminium	-	B	A	-
triethyl borane	-	A	A	-
trifluoroethane	D	A	A	D
trinitroluene	-	B	A	D
trioctyl phosphate	C	B	A	A
tripoly phosphate	C	B	A	A
tung oil (china wood oil)	D	A	A	D

X

	SILICONE	FKM	FFP/PPA/PTFE	IR
xylene	D	A	A	D
syllidpenes-mixed-aromatic amines	D	D	A	D
xytol	D	A	A	D
xenon	A	A	A	A

Z

	SILICONE	FKM	FFP/PPA/PTFE	IR
zeolites	-	A	A	A
zinc aceate	D	D	A	A
zinc chloride	-	A	A	A
zinc salts	A	A	A	A
zinc sulfate	A	A	A	A

# 7. Venair in the world

## EUROPE

- VENAIR GMBH NORTH  
Dortmund - Germany  
kontakt@venair.com
- VENAIR GMBH SOUTH  
Freiberg am Neckar - Germany  
kontakt@venair.com
- VENAIR SARL  
Lyon - France  
contact@venair.com
- VENAIR SARL WEST  
Nantes - France  
contact@venair.com
- VENAIR SWEDEN  
Stockholm - Sweden  
sesales@venair.com
- VENAIR SP. Z O.O.  
Warszawa - Poland  
plsales@venair.com
- VENAIR O.O.O  
Moscow - Russia  
rusales@venair.com
- VENAIR ESPAÑA  
Terrassa - España  
esventas@venair.com
- VENAIR ÜRÜNLER  
Istanbul - Turkey  
venairtr@venair.com
- VENAIR LTD  
Warrington - UK  
uksales@venair.com
- VENAIR SRL  
Castellazzo Bormida - Italy  
commerciale@venair.com
- VENAIR D.O.O  
Zagreb - Croatia  
hrsales@venair.com

## ASIA

- VENAIR INDIA SOUTH  
Karnataka - India  
insales@venair.com
- VENAIR INDIA WEST  
Maharashtra - India  
insales@venair.com
- VENAIR SHANGAI TRADING CO LTD  
Shanghai - China  
cnsales@venair.com
- VENAIR SHANGAI TRADING CO LTD  
Guangzhou - China  
cnsales@venair.com
- VENAIR SHANGAI TRADING CO LTD  
Beijing - China  
cnsales@venair.com
- VENAIR SINGAPORE PTE LTD  
Singapore - Singapore  
sgsales@venair.com
- VENAIR THAILAND  
Bangkok - Thailand  
thsales@venair.com
- VINASIL VIETNAM CO LTD  
Ho Chi Mihn City - Vietnam  
vnsales@venair.com
- VENAIR ISRAEL  
Petah Tikva - Israel  
ilsales@venair.com

## AMERICA

- VENAIR INC  
Miami gardens - USA  
usasales@venair.com
- VENAIR INC  
Merrimack - USA  
usasales@venair.com
- VENAIR MEXICO  
Cuautitlan Izcalli - México  
mxsales@venair.com
- VENAIR EIRELI  
São Paulo - Brasil  
brsales@venair.com
- VENAIR COLOMBIA  
Ciudad de Bogotá - Colombia  
cosales@venair.com
- VENAIR ARGENTINA  
Buenos Aires  
arsales@venair.com

## AFRICA

- VENAIR SOUTH AFRICA  
Johannesburg - South Africa  
zasales@venair.com

# venair

Fluid Solutions.  
Solid performances.



Venair reserves the right to change, amend, modify, suspend, continue or terminate all or any part of this Catalogue at any time without notice. It is the user's responsibility to ensure the suitability and safety of the VENAIR products for all intended uses. All the tests must be conducted in accordance with applicable regulatory requirements in order to determine the safety and effectiveness for use of the hoses in any particular application.

Limited Warranty: For a period of 6 months from the date of sale, VENAIR warrants this product to be free from defects in materials and workmanship. Our only obligation will be to replace any portion proving defective, or at our option, to refund the purchase price thereof. User assumes all other risk, if any, including the risk of injury, loss or damage, direct or consequential, arising out of the use, misuse, or inability to use, this product. THIS WARRANTY IS IN LIEU OF THE WARRANTIES OF MERCHANTABILITY, FITNESS FOR PARTICULAR PURPOSE, AND ALL OTHER WARRANTIES, EXPRESSED OR IMPLIED.

No deviation is authorized. VENAIR assumes no obligations or liability for any advice furnished by it, or for results obtained with respect to those products. All such advice is given and accepted at the buyer's risk. Vena, Venair and the Venair logo are trademarks of Venair Ibérica S.A.U.

ILB

CAT 49 REV 01 EN

Copyright 2025 | Venair Group | All rights reserved.